



Club Health Assessment for District 300A 1 through April 2025

			Status	Membership							Reports					Finance	LCIF
Club Number	Club Name	Charter Date		Current Member Count	YTD Members Added	YTD Members Dropped	YTD Net Growth	YTD Net Growth%	Member Count 12 Months Ago	Avg. length of service for dropped members	Months Since Last MMR ***	Yrs. Since Last Officer Report	President Rotation	Vice President Reported ****	Months Since Last Activity Report ***	Account Balance	Donations for current Fiscal Year
			Number of times on status quo within last two years	If below 15 members appears				If net loss is greater than 20% appears			If no report in 3 months appears in	When more than one year appears in	Number of repeat terms	Notes the officers that do not have an active	If no report at 12 months appears in red		
Clubs less than two years old																	
155359	Taipei Bai-Fu	09/07/2023	Active	47	9	7	2	4.44%	45	1	1			S,T,M,VP,SC	1		\$1,000.00
179825	Taipei Dragon Rise	12/27/2024	Active	20	20	0	20	100.00%	0		4			T,M,VP,SC	N/A		
155360	Taipei Great Wisdom	09/07/2023	Active	38	4	2	2	5.56%	36	1	1			S,T,M,VP,SC	N/R		
156160	Taipei Medicine	01/22/2024	Active	31	1	0	1	3.33%	30		8		2	S,T,M,VP,SC	N/A		
156162	Taipei Starlux	03/18/2024	Active	25	12	17	-5	-16.67%	30	0	3		2	S,T,M,VP,SC	N/A		
157392	Taipei Success Palace	03/19/2024	Active	106	26	0	26	32.50%	80		0			P,T,M,VP,SC	N/R		\$2,000.00
Clubs more than two years old																	
23395	PEITOU	05/18/1968	Active	32	8	2	6	23.08%	29	3	2			S,T,M,VP,SC	19		\$4,000.00
Exc Award (06/30/2016, 06/30/2017, 06/30/20																	
23453	TAIPEI 32ND OF TAIPEI	09/19/1972	Active	29	5	2	3	11.54%	26	3	3			S,T,M,VP,SC	19		\$3,500.00
Exc Award (06/30/2017, 06/30/2018, 06/30/20																	
46144	TAIPEI AI HSIN	05/02/1986	Active	28	7	0	7	33.33%	25		2			P,S,T,M,VP SC	24+	90+ Days	\$6,300.00
Exc Award (06/30/2017, 06/30/2018)																	
39739	TAIPEI BRIGHT	04/03/1981	Active	26	1	0	1	4.00%	25		3			S,T,M,VP,SC	19		\$4,000.00
Exc Award (06/30/2018, 06/30/2020, 06/30/20																	
48887	TAIPEI CENDY	09/08/1988	Active	32	6	6	0	0.00%	32	5	0			S,T,M,VP,SC	19		\$5,150.00
Exc Award (06/30/2017, 06/30/2018, 06/30/20																	
103310	TAIPEI CHAMPION	07/22/2008	Active	20	5	2	3	17.65%	17	4	0			S,T,M,VP,SC	0		\$1,000.00
Exc Award (06/30/2017)																	
41751	TAIPEI CHANG PAI SHAN	07/08/1982	Active	10	6	6	0	0.00%	20	8	2			P,S,T,M,VP SC	19		\$1,000.00
Exc Award (06/30/2017)																	
48850	TAIPEI CHARITY	08/08/1988	Active	22	4	7	-3	-12.00%	34	8	3			P,S,T,M,VP SC	19		\$12,600.00
Exc Award (06/30/2016)																	
60857	TAIPEI CHENG SHIH	06/08/1998	Active	21	3	1	2	10.53%	19	40	3			S,T,M,VP,SC	0		\$1,000.00
Exc Award (06/30/2016, 06/30/2017, 06/30/20																	
54728	TAIPEI CHENTE	07/09/1993	Active	28	1	0	1	3.70%	27		9			P,S,T,M,VP SC	19		\$13,000.00
Exc Award (06/30/2018, 06/30/2024)																	



Club Health Assessment for District 300A 1 through April 2025

			Status	Membership							Reports					Finance	LCIF
Club Number	Club Name	Charter Date		Current Member Count	YTD Members Added	YTD Members Dropped	YTD Net Growth	YTD Net Growth%	Member Count 12 Months Ago	Avg. length of service for dropped members	Months Since Last MMR ***	Yrs. Since Last Officer Report	President Rotation	Vice President Reported ****	Months Since Last Activity Report ***	Account Balance	Donations for current Fiscal Year
			Number of times on status quo within last two years	If below 15 members appears					If net loss is greater than 20% appears			If no report in 3 months appears in	When more than one year appears in	Number of repeat terms	Notes the officers that do not have an active	If no report at 12 months appears in red	
49777	TAIPEI CHI LIN	07/13/1989	Active	31	4	9	-5	-13.89%	36	1	1			S,T,M,VP,SC	3		\$7,000.00
Exc Award (06/30/2016, 06/30/2017, 06/30/2018)																	
89121	TAIPEI CHIA LIEN	08/22/2005	Active	36	5	1	4	12.50%	33	0	1			S,T,M,VP,SC	19		\$3,000.00
Exc Award (06/30/2016, 06/30/2017, 06/30/2018)																	
139196	Taipei Chien Ho	07/11/2019	Active	22	7	2	5	29.41%	17	3	6			P,S,T,M,VP SC	N/R		
37001	TAIPEI CHIEN KUNG	04/30/1979	Active	21	11	3	8	61.54%	13	7	3			S,T,M,VP,SC	3		
50119	TAIPEI CHIN CHAN	01/22/1990	Active	21	4	2	2	10.53%	19	6	3			P,S,T,M,VP SC	20		\$2,000.00
Exc Award (06/30/2016, 06/30/2017, 06/30/2018)																	
23422	TAIPEI CHUNG HSIN	10/24/1972	Active	34	5	2	3	9.68%	34	21	4		N	M,SC	16		\$2,800.00
Exc Award (06/30/2019)																	
23462	TAIPEI CHUNG SHAN	05/10/1968	Active	21	3	0	3	16.67%	19		2			P,S,T,M,VP SC	19		\$3,000.00
Exc Award (06/30/2017, 06/30/2018, 06/30/2019)																	
23433	TAIPEI CITY	04/24/1961	Active	21	0	0	0	0.00%	21		14			P,S,T,M,VP SC	19		
Exc Award (06/30/2016, 06/30/2018)																	
64317	TAIPEI ELITE	05/21/2001	Active	20	1	1	0	0.00%	20	3	3		2	P,S,T,M,VP SC	19		\$8,000.00
Exc Award (06/30/2023)																	
62800	TAIPEI ELITIST	02/21/2000	Active	21	2	2	0	0.00%	23	7	4			P,S,T,M,VP SC	19		\$5,000.00
88961	TAIPEI EVER HEART	07/15/2005	Active	13	7	3	4	44.44%	9	4	2			P,S,T,M,VP SC	24+		\$1,000.00
89056	TAIPEI FLYING EAGLE	08/08/2005	Active	38	4	1	3	8.57%	40	1	0			S,T,M,VP,SC	1		\$27,100.00
Exc Award (06/30/2017, 06/30/2018, 06/30/2019)																	
31593	TAIPEI FONG LAI	01/21/1976	Active	17	2	0	2	13.33%	15		2			S,T,M,VP,SC	19		\$5,000.00
Exc Award (06/30/2017, 06/30/2018)																	
120551	Taipei Global	10/11/2013	Active	21	8	2	6	40.00%	23	1	6			S,T,M,VP,SC	N/A		\$2,000.00
Exc Award (06/30/2017, 06/30/2018)																	
47819	TAIPEI GOLDEN CITY	10/26/1987	Active	20	2	0	2	11.11%	23		7			S,T,M,VP,SC	1		\$3,000.00
Exc Award (06/30/2017, 06/30/2018, 06/30/2019)																	
84064	TAIPEI GREAT LOVE	08/25/2004	Active	30	8	4	4	15.38%	26	2	0			S,T,M,VP,SC	19		
Exc Award (06/30/2019, 06/30/2020)																	



Club Health Assessment for District 300A 1 through April 2025

			Status	Membership							Reports					Finance		LCIF
Club Number	Club Name	Charter Date		Current Member Count	YTD Members Added	YTD Members Dropped	YTD Net Growth	YTD Net Growth%	Member Count 12 Months Ago	Avg. length of service for dropped members	Months Since Last MMR ***	Yrs. Since Last Officer Report	President Rotation	Vice President Reported ****	Months Since Last Activity Report ***	Account Balance	Donations for current Fiscal Year	
			Number of times on status quo within last two years	If below 15 members appears				If net loss is greater than 20% appears			If no report in 3 months appears in	When more than one year appears in	Number of repeat terms	Notes the officers that do not have an active	If no report at 12 months appears in red			
143678	Taipei Greater China	12/11/2020	Active	26	6	5	1	4.00%	25	2	3			P,S,T,M,VP SC	N/A		\$7,100.00	
139232	Taipei Ho-Lo	07/11/2019	Active	47	6	0	6	14.63%	50		7			S,T,M,VP,SC	7		\$11,000.00	
	Exc Award (06/30/2020)																	
23426	TAIPEI HOST	06/24/1953	Active	56	2	0	2	3.70%	52		7			T,M,VP,SC	18		\$4,000.00	
	Exc Award (06/30/2018, 06/30/2020, 06/30/2023)																	
126781	Taipei Hua Hsin	02/16/2016	Active	16	1	5	-4	-20.00%	20	3	0		None	P,S,T,M,VP SC	N/A		\$1,000.00	
	Exc Award (06/30/2019, 06/30/2020, 06/30/2023)																	
97291	TAIPEI HUNG YUAN	06/12/2006	Active	30	5	3	2	7.14%	28	2	4			S,T,M,VP,SC	4		\$1,000.00	
	Exc Award (06/30/2019, 06/30/2023, 06/30/2025)																	
36158	TAIPEI HWA SHIAH L C	10/11/1978	Active	26	1	1	0	0.00%	30	6	3			S,T,M,VP,SC	20		\$1,000.00	
	Exc Award (06/30/2016, 06/30/2017, 06/30/2020)																	
47847	TAIPEI JOINERS	11/03/1987	Active	45	0	0	0	0.00%	48		1			S,T,M,VP,SC	19		\$3,000.00	
	Exc Award (06/30/2017, 06/30/2018, 06/30/2020)																	
54094	TAIPEI KANG NING	02/16/1993	Active	35	5	2	3	9.38%	32	3	4			S,T,M,VP,SC	2		\$2,000.00	
	Exc Award (06/30/2018, 06/30/2019, 06/30/2020)																	
47007	TAIPEI KUO CHIANG	03/03/1987	Active	20	5	0	5	33.33%	20		2			S,T,M,VP,SC	3		\$1,000.00	
	Exc Award (06/30/2017, 06/30/2018, 06/30/2020)																	
135924	Taipei Liang Dian	07/13/2018	Active	39	4	1	3	8.33%	38	14	1			S,T,M,VP,SC	3		\$10,000.00	
	Exc Award (06/30/2019)																	
41568	TAIPEI MIN SHEN	06/22/1982	Active	43	13	0	13	43.33%	41		0			S,T,M,VP,SC	20		\$5,000.00	
	Exc Award (06/30/2018, 06/30/2020, 06/30/2023)																	
31154	TAIPEI MING TEH	08/29/1975	Active	20	2	12	-10	-33.33%	30	4	9			P,S,T,M,VP SC	19		\$1,000.00	
	Exc Award (06/30/2018)																	
42002	TAIPEI NEI HU	11/22/1982	Active	78	17	3	14	21.88%	71	41	0			S,T,M,VP,SC	19		\$1,000.00	
	Exc Award (06/30/2016, 06/30/2023)																	
106155	TAIPEI NEW FUHSING	07/28/2009	Active	42	11	5	6	16.67%	39	1	0			P,S,T,M,VP SC	19		\$5,000.00	
	Exc Award (06/30/2016, 06/30/2019)																	
133613	Taipei New Xiangshan	01/17/2018	Active	18	18	12	6	50.00%	15	3	0			T,M,VP,SC	1			
	Exc Award (06/30/2019)																	



Club Health Assessment for District 300A 1 through April 2025

			Status	Membership							Reports					Finance		LCIF
Club Number	Club Name	Charter Date		Current Member Count	YTD Members Added	YTD Members Dropped	YTD Net Growth	YTD Net Growth%	Member Count 12 Months Ago	Avg. length of service for dropped members	Months Since Last MMR ***	Yrs. Since Last Officer Report	President Rotation	Vice President Reported ****	Months Since Last Activity Report ***	Account Balance	Donations for current Fiscal Year	
			Number of times on status quo within last two years	If below 15 members appears				If net loss is greater than 20% appears			If no report in 3 months appears in	When more than one year appears in	Number of repeat terms	Notes the officers that do not have an active	If no report at 12 months appears in red			
23445	TAIPEI NORTHWEST	05/01/1964	Active	23	2	2	0	0.00%	22	26	2			P,S,T,M,VP SC	19		\$1,000.00	
	Exc Award (06/30/2017, 06/30/2023, 06/30/2024)																	
23446	TAIPEI OVERSEAS	04/29/1964	Active	30	5	0	5	20.00%	28		6			S,T,M,VP,SC	24+		\$1,000.00	
	Exc Award (06/30/2017, 06/30/2018)																	
33047	TAIPEI PEACE	11/29/1976	Active	49	13	24	-11	-18.33%	60	11	3			S,T,M,VP,SC	19		\$9,000.00	
	Exc Award (06/30/2016, 06/30/2018, 06/30/2020)																	
49115	TAIPEI RITZ	12/27/1988	Active	30	5	2	3	11.11%	33	23	4			S,T,M,VP,SC	0		\$5,000.00	
	Exc Award (06/30/2016, 06/30/2018, 06/30/2020)																	
120344	Taipei Ritzlady	09/13/2013	Active	31	5	0	5	19.23%	30		3			P,S,T,M,VP SC	19		\$17,000.00	
	Exc Award (06/30/2017, 06/30/2018, 06/30/2020)																	
42101	TAIPEI RONG CHERNG	12/27/1982	Active	45	7	9	-2	-4.26%	47	13	3			T,M,VP,SC	5		\$3,000.00	
	Exc Award (06/30/2016, 06/30/2018, 06/30/2020)																	
48974	TAIPEI RONG HUANG	10/25/1988	Active	31	5	1	4	14.81%	26	4	3			S,T,M,VP,SC	5		\$3,000.00	
	Exc Award (06/30/2024)																	
125525	Taipei Rongyu	08/18/2015	Active	28	3	2	1	3.70%	27	3	2			P,S,T,M,VP SC	N/A		\$2,000.00	
	Exc Award (06/30/2017)																	
109847	TAIPEI SEVEN HEART	12/10/2010	Active	33	7	10	-3	-8.33%	36	5	1			S,T,M,VP,SC	19	90+ Days	\$1,000.00	
	Exc Award (06/30/2016, 06/30/2017, 06/30/2020)																	
49313	TAIPEI SHENG SHIN	03/15/1989	Active	34	6	1	5	17.24%	27	0	5			P,S,T,M,VP SC	19		\$3,100.00	
	Exc Award (06/30/2017, 06/30/2019)																	
23448	TAIPEI SHIH LIN	08/31/1973	Active	30	5	2	3	11.11%	29	4	0			S,T,M,VP,SC	24+		\$4,000.00	
	Exc Award (06/30/2018, 06/30/2019)																	
43915	TAIPEI SHIH PAI	05/08/1984	Active	29	8	12	-4	-12.12%	37	3	0		N	S,M,SC	1		\$16,000.00	
	Exc Award (06/30/2017, 06/30/2023, 06/30/2024)																	
84411	TAIPEI SHIN YUEH	11/11/2004	Active	20	9	0	9	81.82%	11		1			S,T,M,VP,SC	19		\$5,000.00	
	Exc Award (06/30/2017, 06/30/2019, 06/30/2020)																	
68920	TAIPEI SINCERE	06/10/2003	Active	18	2	1	1	5.88%	20	28	3			P,S,T,M,VP SC	19		\$1,800.00	
	Exc Award (06/30/2016, 06/30/2017, 06/30/2020)																	
100427	TAIPEI SONG YUEO	10/29/2007	Active	27	2	0	2	8.00%	30		7			S,T,M,VP,SC	1		\$1,000.00	



Club Health Assessment for District 300A 1 through April 2025

			Status	Membership							Reports					Finance		LCIF
Club Number	Club Name	Charter Date		Current Member Count	YTD Members Added	YTD Members Dropped	YTD Net Growth	YTD Net Growth%	Member Count 12 Months Ago	Avg. length of service for dropped members	Months Since Last MMR ***	Yrs. Since Last Officer Report	President Rotation	Vice President Reported ****	Months Since Last Activity Report ***	Account Balance	Donations for current Fiscal Year	
			Number of times on status quo within last two years	If below 15 members appears					If net loss is greater than 20% appears			If no report in 3 months appears in	When more than one year appears in	Number of repeat terms	Notes the officers that do not have an active	If no report at 12 months appears in red		
Exc Award (06/30/2017, 06/30/2018)																		
23451	TAIPEI SOUTHWEST	04/09/1965	Active	38	10	3	7	22.58%	36	17	1			S,T,M,VP,SC	19		\$4,000.00	
Exc Award (06/30/2016, 06/30/2017)																		
53915	TAIPEI STRONGSHINE	12/21/1992	Active	22	17	0	17	340.00%	8		1			S,T,M,VP,SC	0			
Exc Award (06/30/2018)																		
42696	TAIPEI SUN	05/19/1983	Active	26	0	0	0	0.00%	27		8			S,T,M,VP,SC	15		\$2,000.00	
Exc Award (06/30/2018, 06/30/2023)																		
23452	TAIPEI SUNG SHAN	04/15/1969	Active	29	4	4	0	0.00%	35	8	3			P,S,T,M,VP SC	19		\$1,000.00	
Exc Award (06/30/2017, 06/30/2018, 06/30/20)																		
38704	TAIPEI SUNG SHAN TSU YOU	06/16/1980	Active	39	4	0	4	11.43%	35		1			S,T,M,VP,SC	24+		\$8,000.00	
Exc Award (06/30/2017, 06/30/2019, 06/30/20)																		
39641	TAIPEI SZE WEI	03/31/1981	Active	20	3	0	3	17.65%	18		2	1	None	P,S,T,M,VP SC	19			
Exc Award (06/30/2018)																		
30789	TAIPEI TAO CHIANG	05/06/1975	Active	36	2	1	1	2.86%	37	50	0			T,M,VP,SC	3		\$16,800.00	
Exc Award (06/30/2017, 06/30/2018, 06/30/20)																		
61086	TAIPEI TIEN MEI	08/18/1998	Active	25	3	6	-3	-10.71%	32	4	1			S,T,M,VP,SC	24+		\$2,000.00	
Exc Award (06/30/2016, 06/30/2023)																		
33899	TAIPEI TIEN MU	05/06/1977	Active	39	4	0	4	11.43%	37		2			S,T,M,VP,SC	3		\$10,100.00	
Exc Award (06/30/2018)																		
66330	TAIPEI TOP 1	06/28/2002	Active	20	5	1	4	25.00%	16	3	1			S,T,M,VP,SC	19			
Exc Award (06/30/2018, 06/30/2019, 06/30/20)																		
57304	TAIPEI TORNG SHIN	08/28/1995	Active	34	9	0	9	36.00%	28		3			P,S,T,M,VP SC	20		\$3,000.00	
Exc Award (06/30/2016, 06/30/2018, 06/30/20)																		
49208	TAIPEI TSYR HUEY	02/08/1989	Active	20	2	0	2	11.11%	18		1		2	S,T,M,VP,SC	20		\$2,000.00	
Exc Award (06/30/2018, 06/30/2024)																		
50037	TAIPEI TUNG YI	12/14/1989	Active	49	3	2	1	2.08%	50	3	7			P,S,T,M,VP SC	19		\$28,000.00	
Exc Award (06/30/2017, 06/30/2018, 06/30/20)																		
129770	Taipei Tungnan University	01/23/2017	Active	9	2	0	2	28.57%	10		4			S,T,M,VP,SC	0		\$2,000.00	
Exc Award (06/30/2023)																		



Club Health Assessment for District 300A 1 through April 2025

			Status	Membership							Reports					Finance		LCIF
Club Number	Club Name	Charter Date		Current Member Count	YTD Members Added	YTD Members Dropped	YTD Net Growth	YTD Net Growth%	Member Count 12 Months Ago	Avg. length of service for dropped members	Months Since Last MMR ***	Yrs. Since Last Officer Report	President Rotation	Vice President Reported ****	Months Since Last Activity Report ***	Account Balance	Donations for current Fiscal Year	
			Number of times on status quo within last two years	If below 15 members appears				If net loss is greater than 20% appears			If no report in 3 months appears in	When more than one year appears in	Number of repeat terms	Notes the officers that do not have an active	If no report at 12 months appears in red			
44085	TAIPEI UNIVERSAL Exc Award (06/30/2019)	06/15/1984	Active	20	5	0	5	33.33%	16		6		2	P,S,T,M,VP SC	19		\$2,000.00	
61227	TAIPEI UNIVERSITY OF TECHNOLOGY Exc Award (06/30/2016, 06/30/2018, 06/30/2020)	11/03/1998	Active	65	4	2	2	3.17%	73	2	1			S,T,M,VP,SC	4		\$14,000.00	
115669	TAIPEI WEIDE Exc Award (06/30/2016, 06/30/2017, 06/30/2020)	12/06/2011	Active	20	6	1	5	33.33%	15	0	3			S,T,M,VP,SC	N/A		\$1,000.00	
48907	TAIPEI WEN HUA Exc Award (06/30/2017, 06/30/2023, 06/30/2024)	09/26/1988	Active	23	6	6	0	0.00%	23	7	3			P,S,T,M,VP SC	19		\$5,800.00	
139632	Taipei Xin Dong	08/15/2019	Active	15	10	5	5	50.00%	10	2	4			P,S,T,M,VP SC	15			
115630	TAIPEI YES Exc Award (06/30/2019)	11/28/2011	Active	15	0	1	-1	-6.25%	16	1	1			S,T,M,VP,SC	19			
120406	Taipei Yuan Hsin	09/24/2013	Active	25	9	0	9	56.25%	16		2			S,T,M,VP,SC	1		\$9,000.01	
122904	Taipei Yung Han Exc Award (06/30/2017, 06/30/2019)	08/07/2014	Active	20	9	3	6	42.86%	14	8	3			S,T,M,VP,SC	3		\$1,000.00	
49705	TAIPEI YUNG KANG Exc Award (06/30/2017, 06/30/2018, 06/30/2020)	06/19/1989	Active	20	5	2	3	17.65%	26	2	1			S,T,M,VP,SC	4			
143086	Taipei Zhong He Exc Award (06/30/2024)	10/12/2020	Active	35	9	6	3	9.38%	32	3	2			S,T,M,VP,SC	4		\$1,000.00	
23465	YANGMINGSHAN Exc Award (06/30/2017, 06/30/2018)	04/11/1968	Active	52	7	0	7	15.56%	47		1			S,T,M,VP,SC	4		\$1,000.00	

Clubs Cancelled Previous Fiscal Year – Clubs Cancelled within last 12 months may be reinstated

Club Number	Club Name	Charter Date	Current Status*	Cancellation Date
23423	TAIPEI CHUNG HSIAO	11/05/1973	Cancelled(6*)	04/29/2024
133581	Taipei New Boss	01/17/2018	Cancelled(6*)	04/29/2024



Club Health Assessment for District 300A 1 through April 2025

				Status		Membership							Reports					Finance		LCIF
Club Number	Club Name	Charter Date				Current Member Count	YTD Members Added	YTD Members Dropped	YTD Net Growth	YTD Net Growth%	Member Count 12 Months Ago	Avg. length of service for dropped members	Months Since Last MMR ***	Yrs. Since Last Officer Report	President Rotation	Vice President Reported ****	Months Since Last Activity Report ***	Account Balance	Donations for current Fiscal Year	
						Number of times on status quo within last two years		If below 15 members appears		If net loss is greater than 20% appears			If no report in 3 months appears in	When more than one year appears in	Number of repeat terms	Notes the officers that do not have an active	If no report at 12 months appears in red			
Current Total Clubs Count	YTD New Clubs Count	YTD Cancelled Clubs Count	YTD Net Club Gain	Current Total Members Count	YTD Add	YTD Drop	YTD Net Growth	YTD Net Growth %	Member Count 12 Months Ago	Average Member Count Per Club	% of Clubs with less than 20 members	% No MMR in 3 Months	% No Officer Report in 12 Months	% of Clubs with balance 90+ days	Number of Clubs in Status Quo	% Status Quo Clubs in Financial Suspension	Number of Cancelled Clubs	Average Cancelled Club Age	Members Lost Due to Cancellation	% of Clubs Cancelled for Non-Financial Reasons
87	1	0	1	2,617	509	242	267	11.36%	2,523	30	10%	49%	1%	2%	0	0%	0	0	0	0%

* - P - Priority Club. Cancellation Reasons: 1-Objectives/conduct, 2-Non-active club, 5-Non-existing club, 6-Disbanding, 7-Merger, 8-Financial Suspension, 9-District/Multiple District Dues.

** - Abbreviation: P-President, S-Secretary, T-Treasurer, M-Member Chairperson, VP-First Vice President, MC-Communications Chairperson, SC-Service Chairperson

*** - Abbreviation: N/R - Never reported using the Lions Clubs website, N/A - Not applicable, No password registered for the Lions Clubs website.

**** - Abbreviation: N - New, IP - Immediate Past, R - Repeat.



Club Health Assessment for District 300A 2 through April 2025

			Status	Membership							Reports					Finance	LCIF	
Club Number	Club Name	Charter Date		Current Member Count	YTD Members Added	YTD Members Dropped	YTD Net Growth	YTD Net Growth%	Member Count 12 Months Ago	Avg. length of service for dropped members	Months Since Last MMR ***	Yrs. Since Last Officer Report	President Rotation	Vice President Reported ****	Months Since Last Activity Report ***	Account Balance	Donations for current Fiscal Year	
			Number of times on status quo within last two years	If below 15 members appears			If net loss is greater than 20% appears				If no report in 3 months appears in	When more than one year appears in	Number of repeat terms	Notes the officers that do not have an active		If no report at 12 months appears in red		
Clubs less than two years old																		
155502	Taipei Jiu Shing Huei	07/31/2023	Active	37	2	17	-15	-28.85%	68	1	0			N	S,T,M,VP,SC	N/R	\$1,002.78	
181852	Taipei Shine Hope	04/11/2025	Newly Chartered	20	20	0	20	100.00%	0		0				T,M,VP,SC	N/A		
Clubs more than two years old																		
55061	KING MAN	11/19/1993	Active	27	4	6	-2	-6.90%	29	5	0		None		P,S,T,M,VP SC	24+		
Exc Award (06/30/2022)																		
58921	KING MAN GOLDEN DRAGON	12/12/1996	Active	37	7	2	5	15.63%	32	2	4			N	P,S,M,SC	24+	\$2,003.78	
Exc Award (06/30/2017, 06/30/2018, 06/30/20																		
57299	KING MEN MU LAN	08/23/1995	Active	26	2	1	1	4.00%	27	2	0		2		T,M,VP,SC	24+		
Exc Award (06/30/2019, 06/30/2023)																		
48381	TAIPEI AI HUA	04/04/1988	Active	26	2	0	2	8.33%	31		0				S,T,M,VP,SC	24+	\$4,008.34	
Exc Award (06/30/2018, 06/30/2020, 06/30/20																		
40264	TAIPEI AI KUO	07/21/1981	Active	33	4	1	3	10.00%	34	1	0			N	M,SC	24+	\$4,009.12	
Exc Award (06/30/2017, 06/30/2023, 06/30/20																		
50462	TAIPEI AI XIN	04/24/1990	Active	37	8	0	8	27.59%	40		0			N	P,S,T,M,VP SC	21	\$3,006.06	
Exc Award (06/30/2016, 06/30/2017, 06/30/20																		
40796	TAIPEI AN HO	01/25/1982	Active	22	0	0	0	0.00%	23		0			N	M,SC	21	\$1,001.17	
Exc Award (06/03/2016, 06/30/2017, 06/30/20																		
49706	TAIPEI BEIJING	06/21/1989	Active	27	1	0	1	3.85%	26		0				S,T,M,VP,SC	21		
Exc Award (06/03/2016, 06/30/2021)																		
120361	Taipei Bright Star	09/17/2013	Active	90	29	6	23	34.33%	107	2	0			N	M,VP,SC	21	\$3,005.26	
Exc Award (06/30/2017, 06/30/2019, 06/30/20																		
23431	TAIPEI CAPITAL	06/17/1959	Active	56	6	2	4	7.69%	57	2	0			N		24+	383,566.21	
Exc Award (06/30/2017, 06/30/2019, 06/30/20																		
48678	TAIPEI CAPITOL	06/14/1988	Active	31	2	0	2	6.90%	31		0				S,M,VP	21	\$1,001.09	
Exc Award (06/30/2016, 06/30/2023)																		
23432	TAIPEI CENTRAL	04/28/1961	Active	31	4	2	2	6.90%	42	18	0			N	M	24+	\$2,004.56	
Exc Award (06/30/2017, 06/30/2022, 06/30/20																		



Club Health Assessment for District 300A 2 through April 2025

			Status	Membership							Reports					Finance	LCIF	
Club Number	Club Name	Charter Date		Current Member Count	YTD Members Added	YTD Members Dropped	YTD Net Growth	YTD Net Growth%	Member Count 12 Months Ago	Avg. length of service for dropped members	Months Since Last MMR ***	Yrs. Since Last Officer Report	President Rotation	Vice President Reported ****	Months Since Last Activity Report ***	Account Balance	Donations for current Fiscal Year	
			Number of times on status quo within last two years	If below 15 members appears				If net loss is greater than 20% appears			If no report in 3 months appears in	When more than one year appears in	Number of repeat terms		Notes the officers that do not have an active	If no report at 12 months appears in red		
23429	TAIPEI CHANG AN	11/26/1973	Active	32	0	0	0	0.00%	33		0			N	M,VP,SC	24+		\$2,006.09
Exc Award (06/30/2018, 06/30/2020, 06/30/20																		
117411	TAIPEI CHANG HONG	07/23/2012	Active	43	2	1	1	2.38%	42	17	0			N	SC	24+		\$2,004.56
Exc Award (06/30/2021, 06/30/2022, 06/30/20																		
48623	TAIPEI CHIAO YUN	05/20/1988	Active	17	0	0	0	0.00%	20		10				T,VP	24+		\$2,004.56
Exc Award (06/30/2016, 06/30/2017, 06/30/20																		
23434	TAIPEI CHIEN CHENG	04/18/1968	Active	30	3	3	0	0.00%	33	18	0			N	T	24+		
Exc Award (06/30/2021, 06/30/2023)																		
48677	TAIPEI CHIEN HUA	06/01/1988	Active	27	1	0	1	3.85%	32		0			N	S	24+		\$2,004.56
Exc Award (06/30/2016, 06/30/2019, 06/30/20																		
37975	TAIPEI CHIEN KUO	01/21/1980	Active	30	7	4	3	11.11%	31	5	0			R		21		\$3,005.65
Exc Award (06/30/2016, 06/30/2022, 06/30/20																		
115864	TAIPEI CHIH-CHENG	01/13/2012	Active	54	10	1	9	20.00%	48	13	0			N	M,SC	24+		\$28,039.64
Exc Award (06/30/2018, 06/30/2019, 06/30/20																		
53222	TAIPEI CHING HWA	06/02/1992	Active	21	5	0	5	31.25%	18		0				P,M,VP,SC	24+		\$1,002.28
Exc Award (06/30/2018, 06/30/2019, 06/30/20																		
36499	TAIPEI CHINGMEI	01/11/1979	Active	32	5	1	4	14.29%	30	1	0			N		20		\$1,001.09
Exc Award (06/30/2018, 06/30/2020, 06/30/20																		
98117	TAIPEI CHOU YU	12/06/2006	Active	45	7	0	7	18.42%	40		0			N	T,M,VP,SC	21		\$6,011.30
Exc Award (06/30/2019, 06/30/2021, 06/30/20																		
50660	TAIPEI CHUNG PEI	06/01/1990	Active	34	1	2	-1	-2.86%	48	7	0				S,VP	24+		\$1,002.28
Exc Award (06/30/2017, 06/30/2019, 06/30/20																		
50515	TAIPEI CHUNG TE	05/04/1990	Active	26	0	0	0	0.00%	26		0		2		S,T,M,VP,SC	0		\$2,004.56
Exc Award (06/30/2016, 06/30/2017, 06/30/20																		
46551	TAIPEI CHUNG YUAN	09/04/1986	Active	17	3	0	3	21.43%	26		0				S,VP	21		\$3,006.84
Exc Award (06/30/2018, 06/30/2020, 06/30/20																		
49946	TAIPEI CHUNG-AI	11/10/1989	Active	32	4	1	3	10.34%	35	0	0			N	VP,SC	21		\$4,006.35
Exc Award (06/30/2016, 06/30/2023, 06/30/20																		
35832	TAIPEI DIGNITY	06/07/1978	Active	31	6	0	6	24.00%	28		0			N	P,T,M,SC	24+		



Club Health Assessment for District 300A 2 through April 2025

			Status	Membership							Reports					Finance		LCIF
Club Number	Club Name	Charter Date		Current Member Count	YTD Members Added	YTD Members Dropped	YTD Net Growth	YTD Net Growth%	Member Count 12 Months Ago	Avg. length of service for dropped members	Months Since Last MMR ***	Yrs. Since Last Officer Report	President Rotation	Vice President Reported ****	Months Since Last Activity Report ***	Account Balance	Donations for current Fiscal Year	
			Number of times on status quo within last two years	If below 15 members appears				If net loss is greater than 20% appears			If no report in 3 months appears in	When more than one year appears in	Number of repeat terms	Notes the officers that do not have appears in an active	If no report at 12 months red			
Exc Award (06/30/2016, 06/30/2020, 06/30/2023435 TAIPEI DOWNTOWN 03/01/1958			Active	35	28	9	19	118.75%	31	3	0			N	T	18		
Exc Award (06/30/2023, 06/30/2024)																		
124041	Taipei Dreamer Campus	01/21/2015	Active	34	17	1	16	88.89%	27	14	0		2		S,T,M,VP,SC	N/A		
37710	TAIPEI EAST GATE	11/19/1979	Active	33	9	2	7	26.92%	28	15	0			N	P,T,VP	24+	\$4,004.86	
Exc Award (06/30/2019, 06/30/2022)																		
110129	TAIPEI ELEGANT	01/14/2011	Cancelled(6*)	0	12	22	-10	-100.00%	21	7	0		None		P,S,T,M,VP SC	24+	\$1,000.39	
Exc Award (06/30/2016, 06/30/2023)																		
77783	TAIPEI ELITE	11/06/2003	Active	64	7	2	5	8.47%	80	11	0			N	S,SC	24+	\$10,023.46	
Exc Award (06/30/2017, 06/30/2019, 06/30/2023)																		
128579	Taipei Elite Delicate	08/09/2016	Active	34	9	0	9	36.00%	28		0				T,M,VP,SC	24+		
128642	Taipei Elite Diamond	08/16/2016	Active	14	3	0	3	27.27%	15		0			N	P,SC	N/A		
Exc Award (06/30/2017, 06/30/2018, 06/30/2023)																		
129362	Taipei Elite-Tutor	11/09/2016	Active	53	8	4	4	8.16%	55	2	0			N	M,SC	N/A		
Exc Award (06/30/2021)																		
32970	TAIPEI EVER GREEN	11/10/1976	Active	25	7	0	7	38.89%	19		1			N	P,S,M,SC	24+	\$1,002.78	
Exc Award (06/30/2018, 06/30/2020, 06/30/2023)																		
120038	Taipei Excellence	07/29/2013	Active	37	7	9	-2	-5.13%	49	2	0			N	T	N/A	\$3,005.67	
Exc Award (06/30/2017, 06/30/2018, 06/30/2023)																		
51070	TAIPEI FENG DER	11/13/1990	Active	25	0	1	-1	-3.85%	28	9	0			N	S,T,M,SC	24+	\$4,008.73	
Exc Award (06/30/2021, 06/30/2023, 06/30/2024)																		
136220	Taipei Feng Huang Art Aesthetics	08/09/2018	Active	77	18	0	18	30.51%	68		0			N	M	21	\$3,004.46	
Exc Award (06/30/2021, 06/30/2023, 06/30/2024)																		
140668	Taipei Full Victory	01/08/2020	Active	40	10	0	10	33.33%	30		3			N	VP,SC	24+	\$2,002.18	
Exc Award (06/30/2021, 06/30/2024)																		
101435	TAIPEI GALAXY	03/03/2008	Active	14	4	3	1	7.69%	22	7	0				M,VP	24+	\$2,004.56	
Exc Award (06/30/2017, 06/30/2019, 06/30/2023)																		
123407	Taipei Gemini	10/17/2014	Active	17	6	3	3	21.43%	26	2	0				S,T,M,VP	N/A		
Exc Award (06/30/2016, 06/30/2019, 06/30/2023)																		



Club Health Assessment for District 300A 2 through April 2025

			Status	Membership							Reports					Finance		LCIF
Club Number	Club Name	Charter Date		Current Member Count	YTD Members Added	YTD Members Dropped	YTD Net Growth	YTD Net Growth%	Member Count 12 Months Ago	Avg. length of service for dropped members	Months Since Last MMR ***	Yrs. Since Last Officer Report	President Rotation	Vice President Reported ****	Months Since Last Activity Report ***	Account Balance	Donations for current Fiscal Year	
			Number of times on status quo within last two years	If below 15 members appears					If net loss is greater than 20% appears		If no report in 3 months appears in	When more than one year appears in	Number of repeat terms	Notes the officers that do not have an active	If no report at 12 months appears in red			
117481	TAIPEI GI SHINE	07/27/2012	Active	27	3	0	3	12.50%	27		0			M,VP,SC	N/A			
	Exc Award (06/30/2021)																	
60661	TAIPEI GIDA	04/16/1998	Active	19	2	1	1	5.56%	21	2	3		N	M,SC	24+		\$1,001.09	
	Exc Award (06/30/2018, 06/30/2023)																	
48830	TAIPEI GLORY	07/18/1988	Active	30	3	0	3	11.11%	29		0		N		21		\$2,002.18	
	Exc Award (06/30/2017, 06/30/2022, 06/30/2023)																	
23436	TAIPEI GRAND	04/19/1969	Active	38	1	1	0	0.00%	38	11	0		N		24+			
	Exc Award (06/30/2018, 06/30/2023, 06/30/2024)																	
23454	TAIPEI GREAT GROUND	04/19/1969	Active	51	21	0	21	70.00%	37		0		N	S,T,M	24+			
	Exc Award (06/30/2017, 06/30/2021, 06/30/2023)																	
47363	TAIPEI GREEN MOUNTAIN	05/22/1987	Active	38	6	0	6	18.75%	33		0		N		24+		\$4,009.12	
	Exc Award (06/30/2019, 06/30/2021, 06/30/2023)																	
48831	TAIPEI HEROINE	07/27/1988	Active	18	11	8	3	20.00%	19	8	0			P,T,VP,SC	10		\$2,003.78	
	Exc Award (06/30/2018, 06/30/2020, 06/30/2023)																	
106063	TAIPEI HSIANG HONG	07/08/2009	Active	45	4	0	4	9.76%	41		0		N	M,SC	24+		\$16,033.42	
	Exc Award (06/30/2016, 06/30/2017, 06/30/2023)																	
53676	TAIPEI HSIANG SHUN	09/11/1992	Active	35	10	2	8	29.63%	35	2	2			M,VP,SC	24+		\$2,004.56	
	Exc Award (06/30/2021, 06/30/2023)																	
56824	TAIPEI HSIN DE	04/04/1995	Active	62	38	0	38	158.33%	26		0		N	T,M,SC	24+		\$1,001.89	
	Exc Award (06/30/2016, 06/30/2023, 06/30/2024)																	
23428	TAIPEI HUA CHIANG	07/27/1972	Active	30	4	3	1	3.45%	29	2	3		N	P,S,T,VP,SC	24+		\$2,002.98	
	Exc Award (06/30/2016, 06/30/2023)																	
123178	Taipei Huang Pu	09/25/2014	Active	25	9	0	9	56.25%	23		0			S,T,M,VP,SC	N/A			
	Exc Award (06/30/2020)																	
39296	TAIPEI HWA SHAN	01/08/1981	Active	28	2	0	2	7.69%	29		4		N	P,M,SC	21		\$6,011.95	
	Exc Award (06/30/2016, 06/30/2017, 06/30/2023)																	
109310	TAIPEI ILIONS	09/27/2010	Active	39	5	0	5	14.71%	36		0		N	P,S,SC	24+		\$2,003.57	
	Exc Award (06/30/2016)																	
23425	TAIPEI JEN AI	05/23/1973	Active	51	6	4	2	4.08%	54	14	0		N		21		\$5,011.38	



Club Health Assessment for District 300A 2 through April 2025

			Status	Membership							Reports					Finance		LCIF
Club Number	Club Name	Charter Date		Current Member Count	YTD Members Added	YTD Members Dropped	YTD Net Growth	YTD Net Growth%	Member Count 12 Months Ago	Avg. length of service for dropped members	Months Since Last MMR ***	Yrs. Since Last Officer Report	President Rotation	Vice President Reported ****	Months Since Last Activity Report ***	Account Balance	Donations for current Fiscal Year	
			Number of times on status quo within last two years	If below 15 members appears				If net loss is greater than 20% appears			If no report in 3 months appears in	When more than one year appears in	Number of repeat terms	Notes the officers that do not have an active	If no report at 12 months appears in red			
Exc Award (06/30/2018, 06/30/2020, 06/30/2024)	30788 TAIPEI JEN TE	05/06/1975	Active	37	18	0	18	94.74%	19		0		2	T,M,VP,SC	24+		\$1,001.89	
Exc Award (06/30/2016, 06/30/2024)	120040 Taipei Jin Jhan	07/24/2013	Active	47	16	13	3	6.82%	56	3	0			P,S,VP	N/A		\$3,006.45	
Exc Award (06/30/2016, 06/30/2017, 06/30/2024)	88975 TAIPEI JING CAI	07/18/2005	Active	82	14	6	8	10.81%	89	8	0			N	T,SC	21	\$13,021.32	
Exc Award (06/30/2016, 06/30/2017, 06/30/2024)	125654 Taipei Jing Cheng	08/24/2015	Active	31	2	1	1	3.33%	38	32	0			N		N/A	\$2,004.56	
Exc Award (06/30/2016, 06/30/2017, 06/30/2024)	128580 Taipei Jing Li Ching	08/09/2016	Active	23	9	0	9	64.29%	18		0			M,VP,SC	N/A		\$2,003.37	
Exc Award (06/30/2021)	64879 TAIPEI LONG FENG	12/26/2001	Active	18	7	1	6	50.00%	26	3	0			P,S,T,M,VP,SC	24+			
Exc Award (06/30/2021, 06/30/2023)	62305 TAIPEI LONG HWA	08/13/1999	Active	22	8	0	8	57.14%	27		0			N	P,S,T,M,SC	24+	\$2,002.98	
Exc Award (06/30/2016, 06/30/2019, 06/30/2024)	23438 TAIPEI LONG RIVER	08/28/1973	Active	37	5	3	2	5.71%	36	4	0			N	M,SC	11	\$2,004.17	
Exc Award (06/30/2016, 06/30/2018, 06/30/2024)	23440 TAIPEI LONG SHAN	04/29/1969	Active	40	3	0	3	8.11%	39		0			N	M,SC	21	\$4,504.99	
Exc Award (06/30/2018, 06/30/2021, 06/30/2024)	122765 Taipei Mai-Sen	07/14/2014	Active	24	1	1	0	0.00%	26	0	4			P,T,M,VP,SC	24+		\$1,001.09	
Exc Award (06/30/2021, 06/30/2022, 06/30/2024)	23441 TAIPEI METROPOLIS	01/17/1961	Active	26	1	0	1	4.00%	30		2			N		24+	\$1,002.28	
Exc Award (06/30/2019, 06/30/2020, 06/30/2024)	48291 TAIPEI MIN CHUAN	03/21/1988	Active	19	6	2	4	26.67%	11	2	0			T,M,VP,SC	24+			
	106064 TAIPEI MOUNGAR	07/08/2009	Active	27	3	1	2	8.00%	31	4	0			S,M,VP,SC	24+		\$2,004.17	
Exc Award (06/30/2024)	35629 TAIPEI NAN MEN L C	05/16/1978	Active	29	7	3	4	16.00%	25	5	0			N	M,SC	24+	\$1,000.94	
Exc Award (06/30/2017, 06/30/2020, 06/30/2024)	23442 TAIPEI NANKING	11/02/1971	Active	32	10	0	10	45.45%	33		0			N	S,M,VP,SC	21	\$1,002.28	



Club Health Assessment for District 300A 2 through April 2025

			Status	Membership						Reports					Finance	LCIF		
Club Number	Club Name	Charter Date		Current Member Count	YTD Members Added	YTD Members Dropped	YTD Net Growth	YTD Net Growth%	Member Count 12 Months Ago	Avg. length of service for dropped members	Months Since Last MMR ***	Yrs. Since Last Officer Report	President Rotation	Vice President Reported ****	Months Since Last Activity Report ***	Account Balance	Donations for current Fiscal Year	
			Number of times on status quo within last two years	If below 15 members appears					If net loss is greater than 20% appears			If no report in 3 months appears in	When more than one year appears in	Number of repeat terms	Notes the officers that do not have an active	If no report at 12 months appears in red		
Exc Award (06/30/2017, 06/30/2020, 06/30/2022)			Active	27	2	0	2	8.00%	29		0			N	P,T,SC	24+		
48558	TAIPEI NEW GRAND	05/10/1988																
Exc Award (06/30/2016, 06/30/2020, 06/30/2022)			Active	28	2	0	2	7.69%	26		0			P,S,T,M,VP SC	24+		\$3,003.28	
48292	TAIPEI NEW TAIPEI	03/21/1988																
Exc Award (06/30/2019, 06/30/2020)			Active	45	4	3	1	2.27%	48	4	0		N	T	24+		\$8,016.36	
23443	TAIPEI NORTH	10/31/1962																
Exc Award (06/30/2018, 06/30/2021)			Active	33	0	0	0	0.00%	33		0		N	M,SC	24+			
23444	TAIPEI NORTHEAST	05/26/1965																
Exc Award (06/30/2017)			Active	54	9	6	3	5.88%	59	2	0		N		17		\$3,002.83	
133433	Taipei Ntust EMBA	12/15/2017																
Exc Award (06/30/2018, 06/30/2019, 06/30/2022)			Active	43	8	1	7	19.44%	40	7	0		N	S	24+		\$5,009.02	
62600	TAIPEI OLD PINE	12/29/1999																
Exc Award (06/30/2018, 06/30/2019, 06/30/2022)			Active	26	7	0	7	36.84%	20		0			T,M,VP	24+		\$2,004.56	
38085	TAIPEI PA TEH	02/05/1980																
Exc Award (06/30/2018, 06/30/2020, 06/30/2022)			Active	40	9	1	8	25.00%	34	8	0		N	M,SC	24+		\$1,001.89	
39074	TAIPEI PAI LING	11/12/1980																
Exc Award (06/30/2023)			Active	16	1	1	0	0.00%	20	20	0		N	P,S,M,VP	24+			
48733	TAIPEI PINE	06/17/1988																
Exc Award (06/30/2017, 06/30/2023)			Active	26	4	8	-4	-13.33%	31	15	1		N	SC	16			
37265	TAIPEI PO AI	06/07/1979																
Exc Award (06/30/2017, 06/30/2020, 06/30/2022)			Active	35	10	1	9	34.62%	36	3	0		N	T,VP	24+			
147700	Taipei Police	07/28/2021																
			Active	33	7	0	7	26.92%	26		0		N	T,SC	24+			
36246	TAIPEI REGO	11/27/1978																
Exc Award (06/30/2016, 06/30/2021, 06/30/2022)			Active	21	7	1	6	40.00%	26	0	0		N	M,SC	21			
148272	Taipei Royal Knights	09/13/2021																
Exc Award (06/30/2023)			Active	33	7	0	7	26.92%	28		3		N	M,SC	21			
60621	TAIPEI SANWIN	04/10/1998																
Exc Award (06/30/2017, 06/30/2019, 06/30/2022)			Active	32	4	1	3	10.34%	31	0	4			P,T,M,VP,SC	24+		\$1,001.10	
102610	TAIPEI SHANG BIN	06/24/2008																



Club Health Assessment for District 300A 2 through April 2025

			Status	Membership							Reports					Finance		LCIF
Club Number	Club Name	Charter Date		Current Member Count	YTD Members Added	YTD Members Dropped	YTD Net Growth	YTD Net Growth%	Member Count 12 Months Ago	Avg. length of service for dropped members	Months Since Last MMR ***	Yrs. Since Last Officer Report	President Rotation	Vice President Reported ****	Months Since Last Activity Report ***	Account Balance	Donations for current Fiscal Year	
			Number of times on status quo within last two years	If below 15 members appears			If net loss is greater than 20% appears				If no report in 3 months appears in	When more than one year appears in	Number of repeat terms	Notes the officers that do not have an active	If no report at 12 months appears in red			
Exc Award (06/30/2020, 06/30/2023, 06/30/2024)																		
147848	Taipei Shi Dai	08/11/2021	Active	31	15	0	15	93.75%	23		0			VP	24+		\$30,744.81	
128297	Taipei Shining Zenith	07/18/2016	Active	38	11	1	10	35.71%	35	2	0		N	P,S,M,VP,SC	7			
Exc Award (06/30/2016, 06/30/2024)																		
23449	TAIPEI SHUANG YUAN	06/30/1971	Active	49	13	0	13	36.11%	41		0		N	M,SC	20			
Exc Award (06/30/2016, 06/30/2020, 06/30/2024)																		
23447	TAIPEI SI MEN	03/26/1971	Active	43	3	0	3	7.50%	42		0		N		21		\$5,015.22	
Exc Award (06/30/2018, 06/30/2019, 06/30/2024)																		
84386	TAIPEI SOLAR	10/29/2004	Active	18	3	0	3	20.00%	27		0		N		24+		\$1,001.89	
Exc Award (06/30/2016, 06/30/2019, 06/30/2024)																		
147626	TAIPEI SONG CHING	07/16/2021	Active	24	8	0	8	50.00%	16		0		N	P,S,T,M,SC	N/A			
54514	TAIPEI SONG HEH	05/25/1993	Active	24	8	1	7	41.18%	21	2	0		N	P,M,VP,SC	24+		\$1,002.28	
Exc Award (06/30/2017, 06/30/2023)																		
23450	TAIPEI SOUTHEAST	04/15/1964	Active	43	7	1	6	16.22%	38	6	0		N	P	24+		\$6,017.50	
Exc Award (06/30/2019, 06/30/2021, 06/30/2024)																		
106065	TAIPEI SUN MOON LIGHT	07/09/2009	Active	54	14	2	12	28.57%	56	3	0		N	M,SC	21		\$4,007.15	
Exc Award (06/30/2021, 06/30/2023)																		
46519	TAIPEI SUNRISE	08/04/1986	Active	26	4	5	-1	-3.70%	28	17	0		N	T	21		\$2,002.18	
Exc Award (06/30/2017, 06/30/2023, 06/30/2024)																		
23460	TAIPEI TA AN	04/18/1968	Active	17	3	1	2	13.33%	16	5	0		N	M,SC	21			
Exc Award (06/30/2021)																		
136328	Taipei Tai Chi Art Aesthetics	08/28/2018	Active	31	17	1	16	106.67%	25	1	0		N	S,T,M,SC	24+		\$1,002.28	
Exc Award (06/30/2022)																		
29755	TAIPEI TAY PYNG	08/22/1974	Active	40	3	0	3	8.11%	37		0		N	M,SC	24+		\$7,165.45	
Exc Award (06/30/2021, 06/30/2024)																		
56074	TAIPEI TEH SHIN	09/06/1994	Active	16	6	1	5	45.45%	23	19	0		None	P,S,T,M,VP SC	24+		\$1,002.28	
Exc Award (06/30/2016, 06/30/2022, 06/30/2024)																		
119993	Taipei The Best	07/12/2013	Active	20	14	10	4	25.00%	27	5	0		N	M,SC	N/A		\$1,001.09	
Exc Award (06/30/2016, 06/30/2017, 06/30/2024)																		



Club Health Assessment for District 300A 2 through April 2025

			Status								Membership								Reports					Finance		LCIF
Club Number	Club Name	Charter Date			Current Member Count	YTD Members Added	YTD Members Dropped	YTD Net Growth	YTD Net Growth%	Member Count 12 Months Ago	Avg. length of service for dropped members	Months Since Last MMR ***	Yrs. Since Last Officer Report	President Rotation	Vice President Reported ****	Months Since Last Activity Report ***		Account Balance	Donations for current Fiscal Year							
			Number of times on status quo within last two years		If below 15 members appears				If net loss is greater than 20% appears			If no report in 3 months appears in	When more than one year appears in	Number of repeat terms		Notes the officers that do not have an active	If no report at 12 months appears in red									
50265	TAIPEI TUNG HSIN	03/01/1990	Active		28	3	1	2	7.69%	31	16	0			N		19		\$1,003.04							
Exc Award (06/30/2023)																										
29661	TAIPEI TZU CHIANG	07/26/1974	Active		38	2	4	-2	-5.00%	47	4	3			N	S,T,VP	21		\$5,012.47							
Exc Award (06/03/2016, 06/30/2018, 06/30/2023)																										
136175	Taipei Wang Kung	08/09/2018	Active		16	4	3	1	6.67%	19	13	0			N	S,T,M,SC	21									
Exc Award (06/30/2023)																										
120142	Taipei World Business	08/13/2013	Active		28	19	7	12	75.00%	21	1	0			N	T,M,VP,SC	21		\$2,003.37							
Exc Award (06/30/2016, 06/30/2017, 06/30/2020)																										
98772	TAIPEI WORLD TRADE	03/15/2007	Active		40	5	0	5	14.29%	36		0			N		21		\$1,001.09							
Exc Award (06/30/2017, 06/30/2020, 06/30/2023)																										
63513	TAIPEI Y2K	08/11/2000	Active		75	6	0	6	8.70%	78		0			N	S,SC	24+		\$9,017.75							
Exc Award (06/30/2018, 06/30/2020, 06/30/2023)																										
121150	Taipei Yi Jiao	01/15/2014	Active		30	5	0	5	20.00%	30		0				T,VP	N/A		\$5,005.46							
Exc Award (06/30/2018, 06/30/2021, 06/30/2023)																										
49900	TAIPEI YU SHENG	10/16/1989	Active		57	5	0	5	9.62%	66		0			N	M,SC	24+		\$1,002.28							
Exc Award (06/30/2016, 06/30/2018, 06/30/2023)																										
23456	TAIPEI YUANSHAN	06/03/1971	Active		38	5	2	3	8.57%	44	0	0				P,S,VP,SC	21		\$1,002.28							
Exc Award (06/30/2017, 06/30/2018, 06/30/2023)																										
117706	TAIPEI YUNG AN	08/23/2012	Active		38	34	21	13	52.00%	34	2	0			N	SC	24+		\$5,010.06							
Exc Award (06/30/2019, 06/30/2020, 06/30/2023)																										
60499	TAIPEI YUNG HSIANG	03/18/1998	Active		37	10	0	10	37.04%	32		0			R	P,T,M,SC	24+		\$21,046.56							
Exc Award (06/30/2019, 06/30/2023, 06/30/2025)																										
Current Total Clubs Count	YTD New Clubs Count	YTD Cancelled Clubs Count	YTD Net Club Gain	Current Total Members Count	YTD Add	YTD Drop	YTD Net Growth	YTD Net Growth %	Member Count 12 Months Ago	Average Member Count Per Club	% of Clubs with less than 20 members	% No MMR in 3 Months	% No Officer Report in 12 Months	% of Clubs with balance 90+ days	Number of Clubs in Status Quo	% Status Quo Clubs in Financial Suspension	Number of Cancelled Clubs	Average Cancelled Club Age	Members Lost Due to Cancellation	% of Clubs Cancelled for Non-Financial Reasons						
114	1	1	0	3,894	833	240	593	17.96%	3,925	34	12%	9%	0%	0%	0	0%	1	14	22	100%						



Club Health Assessment for District 300A 2 through April 2025

			Status	Membership							Reports					Finance	LCIF
Club Number	Club Name	Charter Date		Current Member Count	YTD Members Added	YTD Members Dropped	YTD Net Growth	YTD Net Growth%	Member Count 12 Months Ago	Avg. length of service for dropped members	Months Since Last MMR ***	Yrs. Since Last Officer Report	President Rotation	Vice President Reported ****	Months Since Last Activity Report ***	Account Balance	Donations for current Fiscal Year
			Number of times on status quo within last two years	If below 15 members appears				If net loss is greater than 20% appears			If no report in 3 months appears in	When more than one year appears in	Number of repeat terms	Notes the officers that do not have an active	If no report at 12 months appears in red		

* - P - Priority Club. Cancellation Reasons: 1-Objectives/conduct, 2-Non-active club, 5-Non-existing club, 6-Disbanding, 7-Merger, 8-Financial Suspension, 9-District/Multiple District Dues.
** - Abbreviation: P-President, S-Secretary, T-Treasurer, M-Member Chairperson, VP-First Vice President, MC-Communications Chairperson, SC-Service Chairperson
*** - Abbreviation: N/R - Never reported using the Lions Clubs website, N/A - Not applicable, No password registered for the Lions Clubs website.
**** - Abbreviation: N - New, IP - Immediate Past, R - Repeat.



Club Health Assessment for District 300A 3 through April 2025

			Status	Membership							Reports					Finance		LCIF
Club Number	Club Name	Charter Date		Current Member Count	YTD Members Added	YTD Members Dropped	YTD Net Growth	YTD Net Growth%	Member Count 12 Months Ago	Avg. length of service for dropped members	Months Since Last MMR ***	Yrs. Since Last Officer Report	President Rotation	Vice President Reported ****	Months Since Last Activity Report ***	Account Balance	Donations for current Fiscal Year	
			Number of times on status quo within last two years	If below 15 members appears				If net loss is greater than 20% appears			If no report in 3 months appears in	When more than one year appears in	Number of repeat terms	Notes the officers that do not have an active	If no report at 12 months appears in red			
Clubs less than two years old																		
157583	Taipei Evertrust Lions Club	03/19/2024	Active	71	41	0	41	136.67%	30		0		2	N	T,M	N/A		
181040	Taipei Fire Fighting	03/27/2025	Newly Chartered	55	55	0	55	100.00%	0		1			N	S,T,M,SC	N/R		
177216	Taipei He Xin	08/21/2024	Active	55	55	0	55	100.00%	0		2			N	M,SC	N/A	\$5,000.00	
157653	Taipei Stratagem	03/19/2024	Active	45	15	0	15	50.00%	30		0		2	N	M	6		
156616	Taipei Wen Tao	01/22/2024	Active	94	39	0	39	70.91%	55		2			N	P,T,M,VP	N/A	\$1,000.00	
179044	Taipei Xin Xin	11/22/2024	Active	66	66	0	66	100.00%	0		0			N	T,M,SC	N/A	\$1,001.56	
Clubs more than two years old																		
85028	TAIPEI BI HU Exc Award (06/30/2024)	03/15/2005	Active	50	15	0	15	42.86%	38		0			N	M	0	\$3,000.00	
39740	TAIPEI CENTURY Exc Award (06/30/2016, 06/30/2021, 06/30/2024)	04/21/1981	Active	32	4	1	3	10.34%	30	4	2			N	P,M	7	\$6,000.00	
23430	TAIPEI CHENG CHUNG Exc Award (06/30/2017, 06/30/2019)	04/06/1968	Active	18	10	6	4	28.57%	24	7	0			N	T,M,VP	18		
136081	Taipei Chin Hsin Exc Award (06/30/2019, 06/30/2020, 06/30/2024)	07/25/2018	Active	32	6	2	4	14.29%	32	6	4			R	T,M	13		
100216	TAIPEI CHONG YAO Exc Award (06/30/2017, 06/30/2018, 06/30/2024)	09/17/2007	Active	48	3	0	3	6.67%	47		0			N	M	2	\$1,000.00	
30481	TAIPEI CHUNG CHENG Exc Award (06/30/2016, 06/30/2019, 06/30/2024)	03/31/1975	Active	29	5	0	5	20.83%	26		0			N	M	15	\$5,000.00	
48888	TAIPEI CHUNG HUA Exc Award (06/30/2017, 06/30/2020, 06/30/2024)	09/08/1988	Active	31	6	5	1	3.33%	30	3	0			N	M,VP	15	\$4,000.00	
58668	TAIPEI CHYUAN MEI Exc Award (06/30/2016, 06/30/2017, 06/30/2024)	09/03/1996	Active	20	8	4	4	25.00%	19	5	0			N	P,M,VP	20		
124450	Taipei City Huei Chih Exc Award (06/30/2016, 06/30/2017, 06/30/2024)	03/26/2015	Active	79	13	0	13	19.70%	73		2			N	S,T,M,VP	5	\$4,000.00	
108889	TAIPEI CITY KAM KONG	08/17/2010	Active	29	2	0	2	7.41%	27		1			N	M	15	\$2,000.00	



Club Health Assessment for District 300A 3 through April 2025

			Status	Membership							Reports					Finance		LCIF
Club Number	Club Name	Charter Date		Current Member Count	YTD Members Added	YTD Members Dropped	YTD Net Growth	YTD Net Growth%	Member Count 12 Months Ago	Avg. length of service for dropped members	Months Since Last MMR ***	Yrs. Since Last Officer Report	President Rotation	Vice President Reported ****	Months Since Last Activity Report ***	Account Balance	Donations for current Fiscal Year	
			Number of times on status quo within last two years	If below 15 members appears				If net loss is greater than 20% appears			If no report in 3 months appears in	When more than one year appears in	Number of repeat terms	Notes the officers that do not have an active	If no report at 12 months appears in red			
Exc Award (06/30/2017, 06/30/2019, 06/30/2023)	31111 TAIPEI COUNTRY	07/28/1975	Active	37	2	5	-3	-7.50%	40	12	1			N M	8			
Exc Award (06/30/2016, 06/30/2017, 06/30/2023)	145742 Taipei da Zhi	03/22/2021	Active	52	2	0	2	4.00%	50		3			N M	3			
Exc Award (06/30/2022, 06/30/2023)	117669 TAIPEI DIAN FAN	08/17/2012	Active	47	13	2	11	30.56%	36	4	2			N M	0		\$7,000.00	
Exc Award (06/30/2019, 06/30/2020, 06/30/2023)	115274 TAIPEI DONG YI	10/11/2011	Active	35	7	0	7	25.00%	30		0			R M,VP	N/A		\$1,000.00	
Exc Award (06/30/2017, 06/30/2021)	62683 TAIPEI DUNG HU	01/18/2000	Active	71	5	1	4	5.97%	71	9	8			N M	11		\$1,000.00	
Exc Award (06/30/2016, 06/30/2017, 06/30/2023)	62292 TAIPEI FAR EAST	08/09/1999	Active	47	12	0	12	34.29%	40		0			N T,M,SC	2			
Exc Award (06/30/2016, 06/30/2019, 06/30/2023)	23424 TAIPEI FU HSIN	06/23/1971	Active	33	6	1	5	17.86%	28	4	0			N M	13		\$3,000.00	
Exc Award (06/30/2017, 06/30/2018, 06/30/2023)	59275 TAIPEI GLORIA	03/24/1997	Active	27	0	0	0	0.00%	31		9			N P,T,M	14		\$3,000.00	
Exc Award (06/30/2016, 06/30/2018, 06/30/2023)	128968 Taipei Happy	09/19/2016	Active	80	4	0	4	5.26%	78		3			N M	12			
Exc Award (06/30/2021, 06/30/2022, 06/30/2023)	59506 TAIPEI HI STAR	05/01/1997	Active	49	10	0	10	25.64%	44		0			N M,VP	6		\$9,000.00	
Exc Award (06/30/2016, 06/30/2020, 06/30/2023)	33898 TAIPEI HSIN YI	05/19/1977	Active	47	1	1	0	0.00%	47	4	0			P,T,M,VP	12		\$1,000.00	
Exc Award (06/30/2017, 06/30/2022, 06/30/2023)	62501 TAIPEI JAPANESE	11/16/1999	Active	26	2	1	1	4.00%	31	0	9			S,M,VP,SC	21			
Exc Award (06/30/2017, 06/30/2022)	117667 TAIPEI JENAI	08/17/2012	Active	118	14	1	13	12.38%	105	0	0			N M,SC	14		\$2,000.00	
Exc Award (06/30/2016, 06/30/2017, 06/30/2023)	97031 TAIPEI JIN YEN	04/27/2006	Active	24	7	1	6	33.33%	22	1	0			N M	20		\$31,000.00	
Exc Award (06/30/2016, 06/30/2020, 06/30/2023)																		



Club Health Assessment for District 300A 3 through April 2025

			Status	Membership							Reports					Finance	LCIF	
Club Number	Club Name	Charter Date		Current Member Count	YTD Members Added	YTD Members Dropped	YTD Net Growth	YTD Net Growth%	Member Count 12 Months Ago	Avg. length of service for dropped members	Months Since Last MMR ***	Yrs. Since Last Officer Report	President Rotation	Vice President Reported ****	Months Since Last Activity Report ***	Account Balance	Donations for current Fiscal Year	
			Number of times on status quo within last two years	If below 15 members appears				If net loss is greater than 20% appears			If no report in 3 months appears in	When more than one year appears in	Number of repeat terms		Notes the officers that do not have an active	If no report at 12 months appears in red		
89449	TAIPEI JOIN SERVE	10/18/2005	Active	50	3	0	3	6.38%	49		0			N	P,S,T,M,VP	20		\$1,000.00
Exc Award (06/30/2017, 06/30/2021)																		
54786	TAIPEI JONG YIH	07/23/1993	Active	28	1	3	-2	-6.67%	32	4	4			N	M	8		\$3,043.74
Exc Award (06/30/2018, 06/30/2021, 06/30/2022)																		
53732	TAIPEI KANG FU	10/12/1992	Active	17	2	2	0	0.00%	21	1	4			N	P,T,M,VP,SC	20		
Exc Award (06/30/2016, 06/30/2017, 06/30/2022)																		
54729	TAIPEI KINDNESS	07/09/1993	Active	29	11	5	6	26.09%	31	7	0			N	M	13		\$1,000.00
Exc Award (06/30/2016, 06/30/2018, 06/30/2022)																		
23439	TAIPEI KU TING	04/15/1969	Active	23	12	2	10	76.92%	17	1	0			N	P,T,M,VP	19		\$4,000.00
49156	TAIPEI KUO HUA	01/18/1989	Active	32	13	3	10	45.45%	30	3	3			N	M	14		\$1,000.00
Exc Award (06/30/2022, 06/30/2023)																		
51048	TAIPEI LILY	11/05/1990	Active	102	4	0	4	4.08%	98		0			N	T,M,SC	11		\$5,000.00
Exc Award (06/30/2018, 06/30/2019, 06/30/2022)																		
51968	TAIPEI MIN YU	08/20/1991	Active	42	9	0	9	27.27%	36		0				P,S,M,VP	11		\$2,999.28
Exc Award (06/30/2017)																		
49007	TAIPEI MU LAN	11/08/1988	Active	15	4	0	4	36.36%	13		3			N	P,S,M,VP	24+		\$2,000.00
Exc Award (06/30/2017, 06/30/2018)																		
56036	TAIPEI MU PEN	08/11/1994	Active	37	5	1	4	12.12%	36	22	3			N	P,S,T,M,VP	8		
Exc Award (06/30/2016, 06/30/2017)																		
23427	TAIPEI NAN KANG	12/10/1973	Active	48	3	1	2	4.35%	60	10	0			N	P,M,VP	15		\$1,000.00
Exc Award (06/30/2016, 06/30/2017, 06/30/2022)																		
62801	TAIPEI NAN LUNG	02/17/2000	Active	18	2	0	2	12.50%	16		8			R	P,VP	20		
121141	Taipei Navigation	01/14/2014	Active	97	32	0	32	49.23%	74		0			N	M	1		\$1,000.00
Exc Award (06/30/2017, 06/30/2019, 06/30/2022)																		
63626	TAIPEI NEW MILLENNIUM	10/12/2000	Active	105	30	0	30	40.00%	75		0			N	S,T,M	15		101,000.00
Exc Award (06/30/2017, 06/30/2019, 06/30/2022)																		
43789	TAIPEI PLUM FLOWER	04/05/1984	Active	27	0	0	0	0.00%	23		2			N	P,M,SC	24		
53839	TAIPEI SEVEN STAR	11/23/1992	Active	55	26	2	24	77.42%	31	9	0			N	M,VP,SC	0		\$28,000.00
Exc Award (06/30/2016, 06/30/2017, 06/30/2022)																		



Club Health Assessment for District 300A 3 through April 2025

			Status	Membership							Reports					Finance	LCIF	
Club Number	Club Name	Charter Date		Current Member Count	YTD Members Added	YTD Members Dropped	YTD Net Growth	YTD Net Growth%	Member Count 12 Months Ago	Avg. length of service for dropped members	Months Since Last MMR ***	Yrs. Since Last Officer Report	President Rotation	Vice President Reported ****	Months Since Last Activity Report ***	Account Balance	Donations for current Fiscal Year	
			Number of times on status quo within last two years	If below 15 members appears					If net loss is greater than 20% appears			If no report in 3 months appears in	When more than one year appears in	Number of repeat terms	Notes the officers that do not have an active	If no report at 12 months appears in red		
51998	TAIPEI SHU YING	09/09/1991	Active	121	5	0	5	4.31%	121		0			N	S,M	15	90+ Days	\$1,000.00
Exc Award (06/30/2016, 06/30/2017, 06/30/2020)																		
47626	TAIPEI SUN RISE	06/30/1987	Active	36	1	2	-1	-2.70%	38	2	0			N	S,M	7		\$1,000.00
Exc Award (06/30/2016, 06/30/2017, 06/30/2020)																		
58908	TAIPEI SURPASSING	12/06/1996	Active	24	4	2	2	9.09%	24	2	3			N	M	13		
Exc Award (06/30/2016, 06/30/2017, 06/30/2020)																		
54787	TAIPEI TA HAN	07/23/1993	Cancelled(8*)	0	0	15	-15	-100.00%	21	4	3		None		P,S,T,M,VP SC	21		
121140	Taipei Te Shiao	01/14/2014	Active	40	32	0	32	400.00%	10		0			N	P,T,M	N/A		
Exc Award (06/30/2024)																		
153891	Taipei Tian Hou	04/19/2023	Active	31	14	6	8	34.78%	36	1	1			N	M	N/A		\$1,000.00
136858	Taipei Tsung Cheng	11/28/2018	Active	35	9	1	8	29.63%	35	3	3			N	P,S,T,M,VP	15		
Exc Award (06/30/2023)																		
32253	TAIPEI TUN HUA	05/05/1976	Active	245	60	1	59	31.72%	186	22	0			N	M	0	\$5,000.00	
Exc Award (06/30/2016, 06/30/2018, 06/30/2020)																		
40266	TAIPEI UNION	07/15/1981	Active	37	9	5	4	12.12%	39	2	1			N	S,T,M	17	\$1,000.00	
Exc Award (06/30/2017, 06/30/2022, 06/30/2020)																		
58644	TAIPEI UNITED	08/13/1996	Active	98	3	0	3	3.16%	95		3			N	M,VP,SC	20		
Exc Award (06/30/2016, 06/30/2018, 06/30/2020)																		
51755	TAIPEI UNITY	06/07/1991	Active	31	6	1	5	19.23%	29	16	4			N	S,T,M,VP	14	\$4,000.00	
Exc Award (06/30/2016, 06/30/2017, 06/30/2020)																		
64701	TAIPEI UTOPIA	10/01/2001	Active	21	4	0	4	23.53%	34		8			R	M	20	\$3,000.00	
Exc Award (06/30/2023)																		
62904	TAIPEI YA TAI	03/09/2000	Active	38	9	0	9	31.03%	33		0			N	T,M	1		
Exc Award (06/30/2016, 06/30/2024)																		
136243	Taipei Yi Kang	08/17/2018	Active	23	8	0	8	53.33%	22		0			N	S,T,M,SC	N/A	\$1,000.00	
Exc Award (06/30/2023)																		
103002	TAIPEI YOU BON	06/30/2008	Active	16	1	0	1	6.67%	17		9			R	P,S,T,M,VP SC	24+		
149841	Taipei Yuan Rong	02/10/2022	Active	80	49	5	44	122.22%	52	3	0			N	M	13	\$5,000.00	
Exc Award (06/30/2023, 06/30/2024)																		



Club Health Assessment for District 300A 3 through April 2025

Club Number	Club Name	Charter Date	Status	Membership							Reports					Finance	LCIF
				Current Member Count	YTD Members Added	YTD Members Dropped	YTD Net Growth	YTD Net Growth%	Member Count 12 Months Ago	Avg. length of service for dropped members	Months Since Last MMR ***	Yrs. Since Last Officer Report	President Rotation	Vice President Reported ****	Months Since Last Activity Report ***	Account Balance	Donations for current Fiscal Year
			Number of times on status quo within last two years	If below 15 members appears				If net loss is greater than 20% appears			If no report in 3 months appears in	When more than one year appears in	Number of repeat terms	Notes the officers that do not have an active	If no report at 12 months appears in red		
110805	TAIPEI YUN JIN	04/11/2011	Active	33	14	2	12	57.14%	31	1	0			M,VP	0		\$1,000.00
Exc Award (06/30/2016, 06/30/2024)																	

Clubs Cancelled Previous Fiscal Year – Clubs Cancelled within last 12 months may be reinstated

Club Number	Club Name	Charter Date	Current Status*	Cancellation Date
23457	TAIPEI YUNG LO	03/13/1973	Cancelled(8*)	06/29/2024

Current Total Clubs Count	YTD New Clubs Count	YTD Cancelled Clubs Count	YTD Net Club Gain	Current Total Members Count	YTD Add	YTD Drop	YTD Net Growth	YTD Net Growth %	Member Count 12 Months Ago	Average Member Count Per Club	% of Clubs with less than 20 members	% No MMR in 3 Months	% No Officer Report in 12 Months	% of Clubs with balance 90+ days	Number of Clubs in Status Quo	% Status Quo Clubs in Financial Suspension	Number of Cancelled Clubs	Average Cancelled Club Age	Members Lost Due to Cancellation	% of Clubs Cancelled for Non-Financial Reasons
62	3	1	2	3,081	813	90	723	30.66%	2,579	50	8%	29%	0%	0%	0	0%	1	83	15	-100%

* - P - Priority Club. Cancellation Reasons: 1-Objectives/conduct, 2-Non-active club, 5-Non-existing club, 6-Disbanding, 7-Merger, 8-Financial Suspension, 9-District/Multiple District Dues.

** - Abbreviation: P-President, S-Secretary, T-Treasurer, M-Member Chairperson, VP-First Vice President, MC-Communications Chairperson, SC-Service Chairperson

*** - Abbreviation: N/R - Never reported using the Lions Clubs website, N/A - Not applicable, No password registered for the Lions Clubs website.

**** - Abbreviation: N - New, IP - Immediate Past, R - Repeat.



Club Health Assessment for District 300A 5 through April 2025

			Status	Membership							Reports					Finance		LCIF
Club Number	Club Name	Charter Date		Current Member Count	YTD Members Added	YTD Members Dropped	YTD Net Growth	YTD Net Growth%	Member Count 12 Months Ago	Avg. length of service for dropped members	Months Since Last MMR ***	Yrs. Since Last Officer Report	President Rotation	Vice President Reported ****	Months Since Last Activity Report ***	Account Balance	Donations for current Fiscal Year	
			Number of times on status quo within last two years	If below 15 members appears				If net loss is greater than 20% appears			If no report in 3 months appears in	When more than one year appears in	Number of repeat terms	Notes the officers that do not have an active	If no report at 12 months appears in red			
Clubs less than two years old																		
155268	I Lan Lan Hsin	07/19/2023	Active	40	6	0	6	17.65%	36		2			N	S,T,M,VP,SC	N/A	\$7,710.29	
180228	Taitung Tung Ching	01/09/2025	Active	33	39	6	33	100.00%	0	0	0				T,M,VP,SC	N/A		
Clubs more than two years old																		
35231	CHIAO HSI	03/07/1978	Active	45	8	0	8	21.62%	41		8			N	T,M,VP	24+		
Exc Award (06/30/2016, 06/30/2018)																		
23375	HUALIEN	03/21/1964	Active	51	3	1	2	4.08%	51	40	8			N	SC	24+	\$5,001.66	
34406	HUALIEN CENTER	08/19/1977	Active	28	0	3	-3	-9.68%	36	6	1			N	T,M,VP	12	\$1,000.26	
40326	HUALIEN CHUNG SHAN	08/27/1981	Active	31	5	2	3	10.71%	36	23	0			N	T,VP	24+	\$5,000.54	
131689	Hualien Ci-Sin	06/26/2017	Active	32	3	0	3	10.34%	39		8				VP,SC	N/A	\$5,641.30	
Exc Award (06/30/2018)																		
48975	HUALIEN CITY LONG YEN	10/24/1988	Active	43	3	5	-2	-4.44%	45	9	4			N	T,M,VP,SC	12	\$4,010.45	
Exc Award (06/30/2016, 06/30/2019, 06/30/2020)																		
109307	HUALIEN EAST COAST	09/23/2010	Active	31	22	3	19	158.33%	16	3	6			N	SC	24+	\$1,000.23	
44247	HUALIEN FAN CHA LAI	09/27/1984	Active	44	12	1	11	33.33%	38	40	4			N	T,M,VP,SC	24+	\$6,070.78	
Exc Award (06/30/2016, 06/30/2020)																		
42211	HUALIEN HSINCHENG	01/07/1983	Active	31	4	1	3	10.71%	33	3	4			N	T,M,VP,SC	24+	\$1,930.02	
67484	HUALIEN HUEI LAN	03/25/2003	Active	26	7	3	4	18.18%	22	4	0				VP	8	\$3,503.15	
109218	HUALIEN JIN HUA	09/10/2010	Active	12	6	1	5	71.43%	9	0	3			N		19	\$1,000.15	
Exc Award (06/30/2016, 06/30/2018)																		
106778	HUALIEN JIN YING	10/19/2009	Active	20	2	0	2	11.11%	18		5			N	M	1	\$1,000.00	
126792	Hualien Kuai Le	02/15/2016	Active	21	2	0	2	10.53%	27		1			N	T,VP	1	\$1,420.09	
Exc Award (06/30/2020)																		
49336	HUALIEN LIEN HUA	03/22/1989	Active	58	5	2	3	5.45%	55	5	0			N	M	1	\$21,403.48	
Exc Award (06/30/2016, 06/30/2019)																		
89386	HUALIEN TUNG YANG	10/06/2005	Active	35	11	8	3	9.38%	34	2	4			N	P,T,M,VP,SC	24+		
Exc Award (06/30/2016)																		



Club Health Assessment for District 300A 5 through April 2025

			Status	Membership							Reports					Finance		LCIF
Club Number	Club Name	Charter Date		Current Member Count	YTD Members Added	YTD Members Dropped	YTD Net Growth	YTD Net Growth%	Member Count 12 Months Ago	Avg. length of service for dropped members	Months Since Last MMR ***	Yrs. Since Last Officer Report	President Rotation	Vice President Reported ****	Months Since Last Activity Report ***	Account Balance	Donations for current Fiscal Year	
			Number of times on status quo within last two years	If below 15 members appears				If net loss is greater than 20% appears			If no report in 3 months appears in	When more than one year appears in	Number of repeat terms	Notes the officers that do not have an active	If no report at 12 months appears in red			
23376	I LAN Exc Award (06/30/2016)	07/14/1971	Active	50	4	4	0	0.00%	58	3	4			N	P,T,M,SC	24+	\$1,501.73	
51202	I LAN CHI HUA Exc Award (06/30/2016, 06/30/2023)	01/17/1991	Active	48	16	1	15	45.45%	40	3	0			N	P,S,T,M,VP SC	13	\$21,798.51	
53605	I LAN CHUANG WEI	08/18/1992	Active	47	4	0	4	9.30%	45		8			N	T,M,VP	24+		
52936	I LAN CHUNG SHAN Exc Award (06/30/2016, 06/30/2023)	04/13/1992	Active	65	6	1	5	8.33%	58	1	5			N	T,M,VP,SC	4	\$19,300.49	
117687	I LAN ELITE Exc Award (06/30/2016, 06/30/2023)	08/21/2012	Active	97	40	0	40	70.18%	59		0			N	P,T,M,VP,SC	N/A	\$9,025.32	
58396	I LAN ENTREPRENEUR	06/07/1996	Active	42	5	2	3	7.69%	40	23	3			N	T,M,VP	19		
53651	I LAN FU CHENG Exc Award (06/30/2019)	09/02/1992	Active	29	2	1	1	3.57%	33	3	4			N	P,T,M,VP,SC	24+	\$5,000.10	
68696	I LAN HSIEN HSIEH HO Exc Award (06/30/2016)	04/19/2003	Active	51	24	2	22	75.86%	29	10	1			N	T,M	24+	\$2,000.01	
49518	I LAN HSIEN LAN YOUNG	05/08/1989	Active	41	3	1	2	5.13%	42	14	8			N	M,VP	24+		
125715	I Lan Kavalan Campus	08/27/2015	Active	7	0	0	0	0.00%	7		35	1	None		P,S,T,M,VP SC	N/A	90+ Days	
139653	I Lan Phoenix Exc Award (06/30/2023)	09/04/2019	Active	31	5	1	4	14.81%	33	3	5			N	P,S,VP,SC	N/A	\$1,000.09	
47884	I LAN RENASCENCE	11/17/1987	Active	41	3	2	1	2.50%	42	0	4			N	P,S,T,VP	24+		
68695	I LAN SUCCESS Exc Award (06/30/2018)	04/19/2003	Active	82	7	1	6	7.89%	81	16	0			N	P,S,T,M,VP SC	24+	\$9,001.27	
51111	I LAN TUNG KUAN	12/06/1990	Active	29	1	0	1	3.57%	30		8				S,T,M,VP,SC	15	\$1,000.02	
57284	I LAN TZU HUI	08/15/1995	Active	34	2	1	1	3.03%	33	17	7			N	T,VP	21		
65323	I LAN ZHONG YUAN Exc Award (06/30/2019)	05/02/2002	Active	32	11	0	11	52.38%	30		8				P,S,T,M,VP SC	24+	\$10,001.04	
39447	ILAN CENTRAL	02/05/1981	Active	73	8	1	7	10.61%	69	14	2				M,VP,SC	7	\$4,000.55	
48383	ILAN CITY MUH LAN	04/06/1988	Active	37	8	0	8	27.59%	31		3			N	T,M,VP,SC	18	\$6,601.04	
43036	ILAN SANHSING	09/08/1983	Active	39	1	1	0	0.00%	40	25	6			N	T,M,VP,SC	24+	\$5,009.55	



Club Health Assessment for District 300A 5 through April 2025

			Status	Membership							Reports					Finance		LCIF
Club Number	Club Name	Charter Date		Current Member Count	YTD Members Added	YTD Members Dropped	YTD Net Growth	YTD Net Growth%	Member Count 12 Months Ago	Avg. length of service for dropped members	Months Since Last MMR ***	Yrs. Since Last Officer Report	President Rotation	Vice President Reported ****	Months Since Last Activity Report ***	Account Balance	Donations for current Fiscal Year	
			Number of times on status quo within last two years	If below 15 members appears				If net loss is greater than 20% appears			If no report in 3 months appears in	When more than one year appears in	Number of repeat terms	Notes the officers that do not have an active	If no report at 12 months appears in red			
43382	ILAN YUANSHAN	01/10/1984	Active	41	6	0	6	17.14%	35		8			N	M,VP,SC	24+	\$7,301.91	
	Exc Award (06/30/2018, 06/30/2023)																	
23386	KEELUNG	04/07/1959	Active	22	1	3	-2	-8.33%	24	14	1			N	VP	1	\$10,101.27	
60723	KEELUNG AI HSIN	05/05/1998	Active	18	3	0	3	20.00%	18		7			N	P,T,M,VP,SC	20	\$360.00	
23387	KEELUNG CENTRAL	12/23/1967	Active	26	7	3	4	18.18%	22	3	4	1	None		P,S,T,M,VP SC	24+	\$1,000.26	
49801	KEELUNG CENTURY	08/14/1989	Active	25	12	0	12	92.31%	14		4		2		S,T,M,VP,SC	22	\$5,001.00	
38988	KEELUNG CHUNG CHENG	10/23/1980	Active	14	0	5	-5	-26.32%	19	22	4			N	S,T,M,VP,SC	24+	\$2,570.74	
	Exc Award (06/30/2019, 06/30/2023)																	
55457	KEELUNG CHUNG HSIAO	03/23/1994	Active	22	4	0	4	22.22%	19		8				T,M,VP,SC	24+	\$1,420.23	
	Exc Award (06/30/2019)																	
57285	KEELUNG CHUNG SHAN	08/15/1995	Active	21	3	0	3	16.67%	22		8			N	T,M,VP,SC	18	\$1,001.09	
	Exc Award (06/30/2019)																	
44087	KEELUNG EVER GREEN	06/30/1984	Active	14	0	0	0	0.00%	16		8			N	P,S,T,M,VP SC	24+	\$2,300.41	
62469	KEELUNG FENG HUANG	11/04/1999	Active	51	5	0	5	10.87%	47		4			N	T,M	1	\$29,700.02	
	Exc Award (06/30/2018, 06/30/2019)																	
99543	KEELUNG HELLO	06/05/2007	Active	99	23	0	23	30.26%	92		1			N	T,M,VP,SC	2	\$33,563.64	
	Exc Award (06/30/2016, 06/30/2019)																	
48384	KEELUNG HSIN HO	04/06/1988	Active	10	2	0	2	25.00%	8		8				T,VP,SC	24+		
	Exc Award (06/30/2023)																	
52656	KEELUNG HSIN I	03/04/1992	Active	31	5	0	5	19.23%	29		2			N	T	24+	\$7,600.84	
	Exc Award (06/30/2019)																	
123155	Keelung Ideal	09/19/2014	Active	29	7	1	6	26.09%	24	1	4			N	SC	6	\$3,000.44	
	Exc Award (06/30/2019)																	
45186	KEELUNG JEN AI	06/19/1985	Active	13	0	0	0	0.00%	13		8		None		P,T,M,VP,SC	24+		
55570	KEELUNG KUAN TU	04/18/1994	Active	15	1	0	1	7.14%	15		5			N	P,VP,SC	24+	\$750.00	
49802	KEELUNG KWANG HUA	08/14/1989	Active	15	11	0	11	275.00%	17		6	1	None		P,S,T,M,VP SC	24+	\$1,189.45	
49136	KEELUNG MUH LAN	01/06/1989	Active	28	8	2	6	27.27%	31	7	1			N	T,M,VP,SC	12	\$15,401.06	
	Exc Award (06/30/2018)																	



Club Health Assessment for District 300A 5 through April 2025

			Status	Membership							Reports					Finance	LCIF
Club Number	Club Name	Charter Date		Current Member Count	YTD Members Added	YTD Members Dropped	YTD Net Growth	YTD Net Growth%	Member Count 12 Months Ago	Avg. length of service for dropped members	Months Since Last MMR ***	Yrs. Since Last Officer Report	President Rotation	Vice President Reported ****	Months Since Last Activity Report ***	Account Balance	Donations for current Fiscal Year
			Number of times on status quo within last two years	If below 15 members appears				If net loss is greater than 20% appears			If no report in 3 months appears in	When more than one year appears in	Number of repeat terms	Notes the officers that do not have an active	If no report at 12 months appears in red		
51894	KEELUNG OCEANIC	07/15/1991	Active	26	0	0	0	0.00%	28		8		2	N	T,M,SC	24+	
51949	KEELUNG ORIENT	08/12/1991	Active	33	5	1	4	13.79%	36	1	4				S,T,VP,SC	24+	\$2,820.80
	Exc Award (06/30/2016, 06/30/2019, 06/30/2020)																
47008	KEELUNG PEACE	03/03/1987	Active	22	1	0	1	4.76%	24		2				T,M,VP	4	\$6,000.90
	Exc Award (06/30/2020)																
38498	KEELUNG PORT L C	05/14/1980	Active	19	0	0	0	0.00%	19		8			N	T,M,VP	24+	\$2,000.53
54808	KEELUNG TSUR HUEI	08/05/1993	Active	57	7	3	4	7.55%	56	0	3			N	T	3	\$21,702.72
	Exc Award (06/30/2016)																
40444	KEELUNG TZYH CHYANG L C	10/22/1981	Active	23	2	4	-2	-8.00%	30	24	1				VP,SC	24+	\$460.54
51485	KEELUNG UNITED	03/28/1991	Active	33	0	0	0	0.00%	32		7			N	S,T,M,VP	16	\$5,000.87
89213	KEELUNG YI PINYI	08/30/2005	Active(1)	23	4	0	4	21.05%	0		1			N	T,M,VP,SC	24+	\$5,360.78
129171	Keelung Zhen-Xing Campus	10/20/2016	Active	23	4	0	4	21.05%	20		4			N	T,SC	N/A	
23388	KUANG FU	06/15/1973	Active	23	1	2	-1	-4.17%	23	8	5			R	P,T,M,VP,SC	24+	\$1,000.27
23390	LO TUNG	04/30/1969	Active	83	1	10	-9	-9.78%	92	24	5			N	T,M,VP,SC	3	\$8,001.11
23391	MEI LUN	04/24/1972	Active	47	1	10	-9	-16.07%	61	5	1			N	T,M,VP,SC	24+	\$20,983.93
	Exc Award (06/30/2016)																
137352	Ocean University	02/01/2019	Active	24	3	0	3	14.29%	27		6				T,M,VP,SC	22	
23401	SU AO	04/25/1970	Active	54	1	2	-1	-1.82%	59	27	0			N	T,M,VP	0	\$2,000.52
23459	TAITUNG	01/28/1967	Active	30	1	2	-1	-3.23%	33	25	0			N	T,SC	6	\$14,500.76
	Exc Award (06/30/2016)																
37380	TAITUNG CHENG KUNG L C	06/29/1979	Active	27	5	0	5	22.73%	20		5			N	T,VP	15	\$8,701.57
49008	TAITUNG CITY TUNG LAN	11/09/1988	Active	32	11	0	11	52.38%	24		3			N	T,M,VP	1	\$10,845.11
	Exc Award (06/30/2023)																
51679	TAITUNG HSIEN CHUNG HSING	05/13/1991	Active	37	3	1	2	5.71%	37	2	7			N	M	12	\$9,000.00
	Exc Award (06/30/2018)																
61800	TAITUNG HSIEN GREEN ISLAND	04/21/1999	Active	21	2	0	2	10.53%	20		4			N	M,VP,SC	5	\$1,000.02



Club Health Assessment for District 300A 5 through April 2025

			Status	Membership							Reports					Finance	LCIF
Club Number	Club Name	Charter Date		Current Member Count	YTD Members Added	YTD Members Dropped	YTD Net Growth	YTD Net Growth%	Member Count 12 Months Ago	Avg. length of service for dropped members	Months Since Last MMR ***	Yrs. Since Last Officer Report	President Rotation	Vice President Reported ****	Months Since Last Activity Report ***	Account Balance	Donations for current Fiscal Year
			Number of times on status quo within last two years	If below 15 members appears				If net loss is greater than 20% appears			If no report in 3 months appears in	When more than one year appears in	Number of repeat terms	Notes the officers that do not have an active	If no report at 12 months red		
50427	TAITUNG HSIEN HSIN SHENG	04/17/1990	Active	49	6	0	6	13.95%	46		0			P,T,M,VP,SC	24+		
152817	Taitung Hsien Lanyu	10/21/2022	Active	30	4	5	-1	-3.23%	31	2	9			P,S,T,VP,SC	N/A		\$1,000.02
50139	TAITUNG HSIEN LEE YU SHAN	01/29/1990	Active	35	1	0	1	2.94%	35		6		N	P,T,M,VP,SC	24+		
23461	TAITUNG KUAN SAN	02/04/1968	Active	26	6	0	6	30.00%	20		1		N	T,M,VP,SC	12		\$1,127.37
59924	TAITUNG TAI MA LI	08/29/1997	Active	23	8	2	6	35.29%	20	0	1		N	P,T,M,VP,SC	24+		\$1,460.77
55571	TAITUNG TUNG HORNG	04/18/1994	Active	30	2	0	2	7.14%	28		3		N	T,M,VP,SC	5		\$1,580.60
38989	TAITUNG TZU CHIANG	10/23/1980	Active	43	18	0	18	72.00%	25		7			P,S,T,M,VP SC	24+		\$2,000.52
34324	TONG SAN L C	07/28/1977	Active	32	1	0	1	3.23%	33		7		N	T,M	8		\$2,050.30
	Exc Award (06/30/2018)																
34325	TOU CHEN L C	07/28/1977	Active	19	5	6	-1	-5.00%	21	13	5			T,M,VP,SC	24+		
	Exc Award (06/30/2023)																
35233	WU CHIEH L C	03/12/1978	Active	31	1	0	1	3.33%	31		7		N	P,M	17		\$8,000.35
139189	Yi-Lan Jiou Chiung Internet	07/11/2019	Active	35	10	10	0	0.00%	37	2	1		N	P,T,M,VP,SC	9		\$1,901.05

Clubs Cancelled Previous Fiscal Year – Clubs Cancelled within last 12 months may be reinstated

Club Number	Club Name	Charter Date	Current Status*	Cancellation Date
126848	Hualien Dong Tuo Campus	02/15/2016	Cancelled(6*)	06/29/2024

Current Total Clubs Count	YTD New Clubs Count	YTD Cancelled Clubs Count	YTD Net Club Gain	Current Total Members Count	YTD Add	YTD Drop	YTD Net Growth	YTD Net Growth %	Member Count 12 Months Ago	Average Member Count Per Club	% of Clubs with less than 20 members	% No MMR in 3 Months	% No Officer Report in 12 Months	% of Clubs with balance 90+ days	Number of Clubs in Status Quo	% Status Quo Clubs in Financial Suspension	Number of Cancelled Clubs	Average Cancelled Club Age	Members Lost Due to Cancellation	% of Clubs Cancelled for Non-Financial Reasons
84	1	0	1	2,940	500	127	373	14.53%	2,769	35	13%	69%	4%	1%	0	0%	0	0	0	0%

* - P - Priority Club. Cancellation Reasons: 1-Objectives/conduct, 2-Non-active club, 5-Non-existing club, 6-Disbanding, 7-Merger, 8-Financial Suspension, 9-District/Multiple District Dues.

** - Abbreviation: P-President, S-Secretary, T-Treasurer, M-Member Chairperson, VP-First Vice President, MC-Communications Chairperson, SC-Service Chairperson

*** - Abbreviation: N/R - Never reported using the Lions Clubs website, N/A - Not applicable, No password registered for the Lions Clubs website.

**** - Abbreviation: N - New, IP - Immediate Past, R - Repeat.



Club Health Assessment for District 300B 1 through April 2025

			Status	Membership							Reports					Finance		LCIF
Club Number	Club Name	Charter Date		Current Member Count	YTD Members Added	YTD Members Dropped	YTD Net Growth	YTD Net Growth%	Member Count 12 Months Ago	Avg. length of service for dropped members	Months Since Last MMR ***	Yrs. Since Last Officer Report	President Rotation	Vice President Reported ****	Months Since Last Activity Report ***	Account Balance	Donations for current Fiscal Year	
			Number of times on status quo within last two years	If below 15 members appears				If net loss is greater than 20% appears			If no report in 3 months appears in	When more than one year appears in	Number of repeat terms	Notes the officers that do not have an active	If no report at 12 months appears in red			
Clubs more than two years old																		
52933	NEW TAIPEI CITY AN KUEI	04/17/1992	Active	67	8	1	7	11.67%	69	0	2			P,S,T,M,VP SC	12		\$2,000.00	
	Exc Award (06/30/2016, 06/30/2022)																	
144240	New Taipei City Campus Blood	12/23/2020	Active	35	11	11	0	0.00%	36	3	3			T,M,VP,SC	1		\$3,000.00	
	Exc Award (06/30/2023)																	
39297	NEW TAIPEI CITY CENTRAL	01/15/1981	Active	42	16	0	16	61.54%	30		1			P,T,M,VP,SC	24		\$3,000.00	
	Exc Award (06/30/2022)																	
108883	NEW TAIPEI CITY CHANG JUNG	07/01/2010	Active	40	5	1	4	11.11%	36	14	1			P,S,T,M,VP SC	13		\$1,000.00	
	Exc Award (06/30/2016, 06/30/2022, 06/30/2023)																	
77877	NEW TAIPEI CITY CHEN SHAN MEI	11/26/2003	Active	55	9	0	9	19.57%	58		0			P,T,M,VP,SC	14		\$7,000.00	
	Exc Award (06/30/2016, 06/30/2022, 06/30/2023)																	
64755	NEW TAIPEI CITY CHENG KUN	10/26/2001	Active	45	0	0	0	0.00%	45		9			P,S,T,M,VP SC	24+		\$2,000.00	
	Exc Award (06/30/2016, 06/30/2022, 06/30/2023)																	
59862	NEW TAIPEI CITY CHESS KING	07/14/1997	Active	17	1	0	1	6.25%	15		2			P,S,T,M,VP SC	17		\$1,000.00	
	Exc Award (06/30/2016, 06/30/2022)																	
55316	NEW TAIPEI CITY CHI HSIEN	02/21/1994	Active	36	10	1	9	33.33%	35	2	2			S,T,M,VP,SC	9			
	Exc Award (06/30/2023)																	
42452	NEW TAIPEI CITY CHIN SHAN	03/21/1983	Active	16	0	0	0	0.00%	19		9			P,S,T,M,VP SC	24+			
	Exc Award (06/30/2021, 06/30/2022)																	
116065	NEW TAIPEI CITY CHING YING	02/13/2012	Active	25	0	3	-3	-10.71%	28	1	4		2	P,T,M,VP,SC	9		\$1,000.00	
	Exc Award (06/30/2016, 06/30/2022, 06/30/2023)																	
60580	NEW TAIPEI CITY CHU LIN	03/31/1998	Active	27	2	0	2	8.00%	27		9			P,T,M,VP,SC	12			
	Exc Award (06/30/2016, 06/30/2023)																	
53953	NEW TAIPEI CITY CHUNG HSIAO	12/31/1992	Active	36	0	0	0	0.00%	36		4			S,T,M,VP,SC	14		\$1,000.00	
	Exc Award (06/30/2021, 06/30/2023)																	
43531	NEW TAIPEI CITY CHUNG KANG	02/22/1984	Active	65	9	0	9	16.07%	68		5			S,T,M,VP,SC	0		\$3,000.00	
	Exc Award (06/30/2016, 06/30/2022, 06/30/2023)																	



Club Health Assessment for District 300B 1 through April 2025

			Status	Membership						Reports					Finance	LCIF		
Club Number	Club Name	Charter Date		Current Member Count	YTD Members Added	YTD Members Dropped	YTD Net Growth	YTD Net Growth%	Member Count 12 Months Ago	Avg. length of service for dropped members	Months Since Last MMR ***	Yrs. Since Last Officer Report	President Rotation	Vice President Reported ****	Months Since Last Activity Report ***	Account Balance	Donations for current Fiscal Year	
			Number of times on status quo within last two years	If below 15 members appears					If net loss is greater than 20% appears		If no report in 3 months appears in	When more than one year appears in	Number of repeat terms		Notes the officers that do not have an active	If no report at 12 months appears in red		
43916	NEW TAIPEI CITY CHUNG SHAN Exc Award (06/30/2016, 06/30/2022)	05/30/1984	Active	143	18	0	18	14.40%	126		2			S,M,VP,SC	17		\$4,000.00	
29931	NEW TAIPEI CITY CHUNG YANG Exc Award (06/30/2023)	11/12/1974	Active	36	1	0	1	2.86%	39		3			P,T,M,VP,SC	24+		\$1,000.00	
57843	NEW TAIPEI CITY CHUNG YI Exc Award (06/30/2023)	02/12/1996	Active	41	5	0	5	13.89%	48		3			P,T,M,VP,SC	3		\$6,000.00	
57258	NEW TAIPEI CITY CHUNG YUAN Exc Award (06/30/2021, 06/30/2023)	07/27/1995	Active	33	8	0	8	32.00%	38		3			P,S,T,M,VP SC	16		\$2,000.00	
48186	NEW TAIPEI CITY ELITE Exc Award (06/30/2016, 06/30/2022, 06/30/2023)	02/24/1988	Active	48	4	1	3	6.67%	47	1	0			P,M,VP,SC	11		\$3,000.00	
63533	NEW TAIPEI CITY ENVIRONMENTAL Exc Award (06/30/2016, 06/30/2022)	09/11/2000	Active	30	6	1	5	20.00%	27	8	2			T,M,VP,SC	2		\$1,000.00	
106534	NEW TAIPEI CITY FAR EAST Exc Award (06/30/2016, 06/30/2023)	08/31/2009	Active	45	0	0	0	0.00%	38		0			P,T,M,VP,SC	24+		\$2,000.00	
42579	NEW TAIPEI CITY FU YING Exc Award (06/30/2016, 06/30/2023, 06/30/2024)	04/07/1983	Active	50	3	0	3	6.38%	49		9			P,S,T,M,VP SC	18			
126820	New Taipei City Global Exc Award (06/30/2021, 06/30/2022)	02/09/2016	Active	22	5	0	5	29.41%	23		4			P,S,T,M,VP SC	N/A			
53971	NEW TAIPEI CITY GUAN IN SHAN Exc Award (06/30/2016, 06/30/2023)	01/11/1993	Active	28	2	1	1	3.70%	27	16	9		2	S,M,VP,SC	4		\$1,000.00	
61018	NEW TAIPEI CITY HEROES Exc Award (06/30/2016, 06/30/2022)	07/14/1998	Active	26	1	0	1	4.00%	35		5			P,S,T,M,VP SC	19			
108884	NEW TAIPEI CITY HSI YUEH Exc Award (06/30/2016, 06/30/2022, 06/30/2023)	07/01/2010	Active	47	0	0	0	0.00%	47		3			P,S,M,VP,SC	24+		\$3,000.00	
30115	NEW TAIPEI CITY HSIN CHUANG Exc Award (06/30/2021, 06/30/2022, 06/30/2023)	01/06/1975	Active	79	21	4	17	27.42%	70	10	4			T,M,VP,SC	0		\$5,000.00	
61037	NEW TAIPEI CITY HSIN HO Exc Award (06/30/2023)	07/20/1998	Active	25	0	2	-2	-7.41%	32	7	4			P,S,T,M,VP SC	24+		\$1,000.00	




Club Health Assessment for District 300B 1 through April 2025

			Status	Membership						Reports					Finance	LCIF	
Club Number	Club Name	Charter Date		Current Member Count	YTD Members Added	YTD Members Dropped	YTD Net Growth	YTD Net Growth%	Member Count 12 Months Ago	Avg. length of service for dropped members	Months Since Last MMR ***	Yrs. Since Last Officer Report	President Rotation	Vice President Reported ****	Months Since Last Activity Report ***	Account Balance	Donations for current Fiscal Year
			Number of times on status quo within last two years	If below 15 members appears					If net loss is greater than 20% appears		If no report in 3 months appears in	When more than one year appears in	Number of repeat terms	Notes the officers that do not have an active	If no report at 12 months appears in red		
117489	NEW TAIPEI CITY HSIN PEI	08/01/2012	Active	30	0	0	0	0.00%	30		12		2	S,M,VP,SC	1		\$1,000.00
Exc Award (06/30/2021, 06/30/2022)																	
51985	NEW TAIPEI CITY HSIN TAI	08/23/1991	Active	38	3	2	1	2.70%	39	24	1		None	P,S,T,M,VP SC	12		\$6,000.00
54749	NEW TAIPEI CITY HSIN YI	07/05/1993	Active	30	5	0	5	20.00%	25		3			P,M,VP,SC	24+		
Exc Award (06/30/2021, 06/30/2022)																	
55247	NEW TAIPEI CITY HSING JUNG	01/24/1994	Active	25	0	0	0	0.00%	25		22			T,M,VP,SC	24+		
Exc Award (06/30/2016, 06/30/2021, 06/30/2022)																	
61135	NEW TAIPEI CITY HUAN SHII	09/15/1998	Active	47	2	2	0	0.00%	47	12	8			P,M,VP,SC	24		
Exc Award (06/30/2022, 06/30/2023)																	
106550	NEW TAIPEI CITY JEN AI	08/31/2009	Active	30	0	0	0	0.00%	30		5			M,VP,SC	13		\$1,000.00
Exc Award (06/30/2016, 06/30/2021, 06/30/2022)																	
93579	NEW TAIPEI CITY JI PIN	01/06/2006	Active	45	19	0	19	73.08%	36		2			M,VP,SC	21		\$4,992.62
Exc Award (06/30/2022, 06/30/2023)																	
57844	NEW TAIPEI CITY KWANG HUEI	02/12/1996	Active	47	10	7	3	6.82%	44	4	3			P,S,T,M,VP SC	24+		\$1,000.00
Exc Award (06/30/2023)																	
49865	NEW TAIPEI CITY KWANG HWA	09/21/1989	Active	49	0	1	-1	-2.00%	55	9	4			P,T,M,VP,SC	17		\$1,000.00
55248	NEW TAIPEI CITY KWANG JUNG	01/20/1994	Active	38	1	0	1	2.70%	46		2			P,T,M,VP,SC	15		\$3,000.00
Exc Award (06/30/2022, 06/30/2023)																	
34990	NEW TAIPEI CITY LIN KOU	01/25/1978	Active	55	5	0	5	10.00%	51		2			T,M,VP,SC	3		\$5,992.62
Exc Award (06/30/2016, 06/30/2023)																	
33046	NEW TAIPEI CITY LU CHIANG	11/22/1976	Active	54	4	0	4	8.00%	62		4			S,T,M,VP,SC	4		\$9,000.00
Exc Award (06/30/2021, 06/30/2022)																	
30423	NEW TAIPEI CITY LU CHOU	03/17/1975	Active	39	4	0	4	11.43%	35		2			S,T,M,VP,SC	14		
Exc Award (06/30/2024)																	
47068	NEW TAIPEI CITY LUNG MEN	03/20/1987	Cancelled(6*)	0	0	0	0	0.00%	29		8	1	None	P,S,T,M,VP SC	24		
Exc Award (06/30/2021, 06/30/2023)																	
55013	NEW TAIPEI CITY MING CHIH	11/01/1993	Active	27	1	0	1	3.85%	26		2			P,T,M,VP,SC	13		



Club Health Assessment for District 300B 1 through April 2025

			Status	Membership						Reports					Finance		LCIF
Club Number	Club Name	Charter Date		Current Member Count	YTD Members Added	YTD Members Dropped	YTD Net Growth	YTD Net Growth%	Member Count 12 Months Ago	Avg. length of service for dropped members	Months Since Last MMR ***	Yrs. Since Last Officer Report	President Rotation	Vice President Reported ****	Months Since Last Activity Report ***	Account Balance	Donations for current Fiscal Year
			Number of times on status quo within last two years	If below 15 members appears					If net loss is greater than 20% appears		If no report in 3 months appears in	When more than one year appears in	Number of repeat terms	Notes the officers that do not have an active	If no report at 12 months appears in red		
124642	New Taipei City New Century	04/22/2015	Active	27	1	0	1	3.85%	31		3			P,T,M,VP,SC	19		\$2,000.00
Exc Award (06/30/2016, 06/30/2021, 06/30/2023)																	
130629	New Taipei City New Peace	05/25/2017	Active	26	1	0	1	4.00%	25		4			T,M,VP,SC	6		
Exc Award (06/30/2021, 06/30/2023)																	
37712	NEW TAIPEI CITY PA LI	11/26/1979	Active	65	30	0	30	85.71%	41		3			M,VP,SC	5		\$3,000.00
Exc Award (06/30/2016, 06/30/2022)																	
53604	NEW TAIPEI CITY PAI HO	08/17/1992	Active	42	7	0	7	20.00%	38		2			S,T,M,VP,SC	9		\$2,000.00
Exc Award (06/30/2016, 06/30/2022)																	
59230	NEW TAIPEI CITY PEI YI	03/10/1997	Active(1)	30	5	1	4	15.38%	30	1	3		None	P,T,M,VP,SC	13		
Exc Award (06/30/2016, 06/30/2021)																	
104725	NEW TAIPEI CITY POLARIS	02/12/2009	Active	25	0	0	0	0.00%	25		4			T,M,VP,SC	3		\$2,000.00
Exc Award (06/30/2021)																	
40546	NEW TAIPEI CITY SAN CHIH	11/16/1981	Active	31	3	2	1	3.33%	35	24	2			P,T,M,VP,SC	13		
Exc Award (06/30/2016, 06/30/2023)																	
23399	NEW TAIPEI CITY SAN CHUNG	03/01/1971	Active	76	7	0	7	10.14%	74		3			T,M,VP,SC	2		\$2,000.00
Exc Award (06/30/2016, 06/30/2021, 06/30/2023)																	
63857	NEW TAIPEI CITY SAN CHUNG NU TZI	12/21/2000	Active	38	0	0	0	0.00%	38		5			S,T,M,VP,SC	13		\$1,000.00
Exc Award (06/30/2023)																	
42212	NEW TAIPEI CITY SAN HO	01/11/1983	Active	19	0	0	0	0.00%	19		14			P,S,M,VP,SC	16		
Exc Award (06/30/2021, 06/30/2023, 06/30/2025)																	
58587	NEW TAIPEI CITY SHAN YANG	07/15/1996	Active	35	9	0	9	34.62%	36		2			P,T,M,VP,SC	19		
Exc Award (06/30/2016, 06/30/2021, 06/30/2023)																	
44088	NEW TAIPEI CITY SHIH MEN	06/30/1984	Active	32	3	0	3	10.34%	31		9			P,S,T,M,VP SC	15		
Exc Award (06/30/2016, 06/30/2022, 06/30/2025)																	
52281	NEW TAIPEI CITY SZU HSIEN	12/16/1991	Active	39	0	1	-1	-2.50%	46	7	5			S,M,VP,SC	13		\$1,000.00
Exc Award (06/30/2016, 06/30/2022, 06/30/2025)																	
62755	NEW TAIPEI CITY SZU YUAN	02/01/2000	Active	37	2	0	2	5.71%	37		4			T,M,VP,SC	14		\$3,000.00
Exc Award (06/30/2023)																	



Club Health Assessment for District 300B 1 through April 2025

			Status							Membership							Reports					Finance		LCIF
Club Number	Club Name	Charter Date			Current Member Count	YTD Members Added	YTD Members Dropped	YTD Net Growth	YTD Net Growth%	Member Count 12 Months Ago	Avg. length of service for dropped members	Months Since Last MMR ***	Yrs. Since Last Officer Report	President Rotation	Vice President Reported ****	Months Since Last Activity Report ***		Account Balance	Donations for current Fiscal Year					
			Number of times on status quo within last two years		If below 15 members appears					If net loss is greater than 20% appears			If no report in 3 months appears in	When more than one year appears in	Number of repeat terms	Notes the officers that do not have appears in an active red	If no report at 12 months red							
132368	New Taipei City Ta Yuan	08/18/2017	Active		15	0	0	0	0.00%	15		12				P,S,T,M,VP SC	N/A							
57837	NEW TAIPEI CITY TAI HO	02/06/1996	Active		47	10	0	10	27.03%	41		5				M,VP,SC	12		\$10,000.00					
	Exc Award (06/30/2016, 06/30/2021, 06/30/2022)																							
38499	NEW TAIPEI CITY TAI SAN	05/14/1980	Active		31	5	0	5	19.23%	32		1				P,S,T,M,VP SC	13		\$1,000.00					
	Exc Award (06/30/2021, 06/30/2022)																							
23437	NEW TAIPEI CITY TAIPEI HSIEN	12/10/1965	Active		36	2	2	0	0.00%	41	5	5				P,T,M,VP,SC	16		\$1,000.00					
	Exc Award (06/30/2021, 06/30/2023)																							
38706	NEW TAIPEI CITY TAN SHUI	06/19/1980	Active		68	2	0	2	3.03%	68		9				P,S,T,M,VP SC	13		\$2,000.00					
	Exc Award (06/30/2021, 06/30/2022, 06/30/2023)																							
50931	NEW TAIPEI CITY TOR CHING	09/17/1990	Active		31	0	6	-6	-16.22%	37	10	8				P,S,T,M,VP SC	16							
	Exc Award (06/30/2022)																							
144246	New Taipei City Vader	12/22/2020	Active		30	5	5	0	0.00%	30	3	3				T,M,VP,SC	14							
	Exc Award (06/30/2023)																							
43384	NEW TAIPEI CITY WAN LI	01/10/1984	Active		20	0	0	0	0.00%	20		21				P,S,T,M,VP SC	16							
	Exc Award (06/30/2022)																							
39914	NEW TAIPEI CITY WU KU	05/14/1981	Active		45	10	0	10	28.57%	38		2				P,S,M,VP,SC	24		\$3,000.00					
	Exc Award (06/30/2016, 06/30/2022)																							
51712	NEW TAIPEI CITY YUNG FU	05/28/1991	Active		88	13	0	13	17.33%	80		4				P,S,T,M,VP SC	24		\$6,992.62					
	Exc Award (06/30/2016, 06/30/2022)																							
Current Total Clubs Count	YTD New Clubs Count	YTD Cancelled Clubs Count	YTD Net Club Gain	Current Total Members Count	YTD Add	YTD Drop	YTD Net Growth	YTD Net Growth %	Member Count 12 Months Ago	Average Member Count Per Club	% of Clubs with less than 20 members	% No MMR in 3 Months	% No Officer Report in 12 Months	% of Clubs with balance 90+ days	Number of Clubs in Status Quo	% Status Quo Clubs in Financial Suspension	Number of Cancelled Clubs	Average Cancelled Club Age	Members Lost Due to Cancellation	% of Clubs Cancelled for Non-Financial Reasons				
65	0	1	-1	2,646	314	55	259	10.85%	2,636	41	6%	68%	0%	0%	0	0%	1	38	0	100%				

* - P - Priority Club. Cancellation Reasons: 1-Objectives/conduct, 2-Non-active club, 5-Non-existing club, 6-Disbanding, 7-Merger, 8-Financial Suspension, 9-District/Multiple District Dues.

** - Abbreviation: P-President, S-Secretary, T-Treasurer, M-Member Chairperson, VP-First Vice President, MC-Communications Chairperson, SC-Service Chairperson

*** - Abbreviation: N/R - Never reported using the Lions Clubs website, N/A - Not applicable, No password registered for the Lions Clubs website.

**** - Abbreviation: N - New, IP - Immediate Past, R - Repeat.



Club Health Assessment for District 300B 2 through April 2025

			Status	Membership							Reports					Finance		LCIF
Club Number	Club Name	Charter Date		Current Member Count	YTD Members Added	YTD Members Dropped	YTD Net Growth	YTD Net Growth%	Member Count 12 Months Ago	Avg. length of service for dropped members	Months Since Last MMR ***	Yrs. Since Last Officer Report	President Rotation	Vice President Reported ****	Months Since Last Activity Report ***	Account Balance	Donations for current Fiscal Year	
			Number of times on status quo within last two years	If below 15 members appears			If net loss is greater than 20% appears				If no report in 3 months appears in	When more than one year appears in	Number of repeat terms	Notes the officers that do not have an active	If no report at 12 months appears in red			
Clubs less than two years old																		
178410	New Taipei City Cheng Mei	10/15/2024	Active	44	44	0	44	100.00%	0		3			P,M,VP,SC	N/R		\$17,000.00	
156813	New Taipei City Daxizhi	12/21/2023	Active	47	19	2	17	56.67%	34	1	0			M,VP,SC	N/R		\$11,000.00	
156642	New Taipei City Jui Kuang	01/22/2024	Active	22	10	21	-11	-33.33%	30	1	0			P,T,M,VP,SC	N/R		\$3,000.00	
155559	New Taipei City Pei Da	12/07/2023	Active	51	6	2	4	8.51%	50	1	0			S,T,M,VP,SC	3		\$40,000.00	
178831	New Taipei City Pei Hsin	10/14/2024	Active	29	30	1	29	100.00%	0	0	0		N	S,M,SC	N/A			
154012	New Taipei City Taiwanese Businessmen	06/22/2023	Active	30	7	1	6	25.00%	25	1	0			P,T,M,VP,SC	16		\$3,000.00	
Clubs more than two years old																		
140737	National Taipei University of Business	02/22/2021	Active	7	0	0	0	0.00%	7		27	3	None	P,S,T,M,VP SC	N/A	90+ Days		
132939	National Taiwan University	11/22/2017	Active	19	0	0	0	0.00%	19		25	7	None	P,S,T,M,VP SC	N/A	90+ Days		
98594	NEW TAIPEI CITY AI HSIN	02/15/2007	Active	75	5	0	5	7.14%	75		0			M,VP,SC	3		\$24,400.00	
129513	New Taipei City Aletheia	05/31/2017	Active	9	0	0	0	0.00%	9		27	7	None	P,S,T,M,VP SC	N/A	90+ Days		
46332	NEW TAIPEI CITY CAPITAL	06/04/1986	Active	29	2	2	0	0.00%	30	4	0			M,VP,SC	2		\$14,000.00	
52453	NEW TAIPEI CITY CHANG FU	01/28/1992	Active	30	2	2	0	0.00%	30	15	2			P,S,M,VP,SC	15		\$9,000.00	
124681	New Taipei City Chang Shou	04/28/2015	Active	14	7	6	1	7.69%	23	10	2			P,T,M,VP,SC	15		\$4,000.00	
59200	NEW TAIPEI CITY CHENG YI	03/06/1997	Active	38	5	5	0	0.00%	38	4	0			S,T,M,VP,SC	15		\$10,000.00	
49800	NEW TAIPEI CITY CHIA YUAN	08/08/1989	Active	42	4	0	4	10.53%	39		5			P,T,M,VP,SC	15		\$10,000.00	
61856	NEW TAIPEI CITY CHIN LAN	04/30/1999	Active	42	11	0	11	35.48%	38		0			M,VP,SC	15		\$48,000.00	
54266	NEW TAIPEI CITY CHINESE	03/24/1993	Active	29	4	0	4	16.00%	25		0			M,VP,SC	13		\$6,000.00	
36340	NEW TAIPEI CITY CHUNG CHENG	12/07/1978	Active	38	7	0	7	22.58%	35		1			S,M,VP,SC	14		\$25,100.00	
39563	NEW TAIPEI CITY CHUNG HO	03/09/1981	Active	48	2	0	2	4.35%	50		5			S,M,VP,SC	14		\$17,000.00	
142656	New Taipei City Chung Hsing	10/20/2020	Active	30	3	1	2	7.14%	31	0	0		None	P,M,VP,SC	12		\$12,000.00	
147550	NEW TAIPEI CITY DING HSING	07/27/2021	Active	27	7	1	6	28.57%	30	1	4			M,VP,SC	14		\$8,000.00	



Club Health Assessment for District 300B 2 through April 2025

			Status	Membership							Reports					Finance		LCIF
Club Number	Club Name	Charter Date		Current Member Count	YTD Members Added	YTD Members Dropped	YTD Net Growth	YTD Net Growth%	Member Count 12 Months Ago	Avg. length of service for dropped members	Months Since Last MMR ***	Yrs. Since Last Officer Report	President Rotation	Vice President Reported ****	Months Since Last Activity Report ***	Account Balance	Donations for current Fiscal Year	
			Number of times on status quo within last two years	If below 15 members appears					If net loss is greater than 20% appears			If no report in 3 months appears in	When more than one year appears in	Number of repeat terms	Notes the officers that do not have an active	If no report at 12 months appears in red		
100218	NEW TAIPEI CITY FANG HSING	09/21/2007	Active	18	2	6	-4	-18.18%	23	1	0			S,M,VP,SC	13	90+ Days	\$2,000.00	
147596	New Taipei City Fashion Art	09/28/2021	Active	16	7	12	-5	-23.81%	35	2	2	1	None	P,S,T,M,VP SC	16			
54866	NEW TAIPEI CITY FU HO	09/13/1993	Active	42	7	0	7	20.00%	34		1			M,VP,SC	15			
Exc Award (06/30/2023)																		
48679	NEW TAIPEI CITY GREEN LAKE	06/13/1988	Active	28	2	5	-3	-9.68%	45	12	0			S,M,VP,SC	16			\$7,000.00
51796	NEW TAIPEI CITY HAI SHAN	06/12/1991	Active(1)	35	11	1	10	40.00%	28	7	0			S,T,M,VP,SC	15			\$7,000.00
137140	New Taipei City Hsiang Mao	01/16/2019	Active	33	3	3	0	0.00%	37	3	0			M,VP,SC	13			\$8,000.27
117472	NEW TAIPEI CITY HSIN PAN	08/03/2012	Active	36	6	0	6	20.00%	31		2			P,M,VP,SC	N/A			\$21,000.00
23374	NEW TAIPEI CITY HSIN TIEN	01/01/1971	Active	52	5	1	4	8.33%	52	1	0			P,T,M,VP,SC	15			\$23,000.00
89281	NEW TAIPEI CITY HSIU LANG	12/27/2005	Active	8	1	10	-9	-52.94%	27	2	3	1	None	P,S,T,M,VP SC	17			\$3,000.00
54892	NEW TAIPEI CITY HUA CHIANG	09/23/1993	Active	56	20	1	19	51.35%	58	29	0			P,S,M,VP,SC	14		\$39,000.00	
56550	NEW TAIPEI CITY HWA CHUNG	02/20/1995	Active	26	1	2	-1	-3.70%	27	1	4			M,VP,SC	16		\$9,000.00	
49778	NEW TAIPEI CITY KWANG MING	07/26/1989	Active	74	13	0	13	21.31%	76		0			M,VP,SC	17		\$31,000.00	
66497	NEW TAIPEI CITY LIAN CHENG	07/16/2002	Active	44	6	1	5	12.82%	60	4	2			P,S,T,M,VP SC	16		\$15,000.00	
77990	NEW TAIPEI CITY LIEN HSIN	12/29/2003	Active	34	1	0	1	3.03%	44		0			M,VP,SC	0		\$25,000.00	
126127	NEW TAIPEI CITY MEI HSIN	12/14/2015	Active	49	7	0	7	16.67%	51		1			S,T,M,VP,SC	8		\$26,000.00	
53566	NEW TAIPEI CITY MEI LUN	08/04/1992	Active	63	8	0	8	14.55%	61		0			M,VP,SC	5		\$35,000.00	
50849	NEW TAIPEI CITY NEW GREEN	07/08/1990	Active	49	3	0	3	6.52%	50		0			M,VP,SC	3		\$38,000.00	
23392	NEW TAIPEI CITY PAN CHIAO	08/04/1971	Active	62	8	2	6	10.71%	56	20	0			P,T,M,VP,SC	13		\$30,000.00	
121305	New Taipei City Pan Chiao Chilee University Campus	03/28/2014	Active(1)	9	0	0	0	0.00%	9		87	10	None	P,S,T,M,VP SC	N/A			
120367	New Taipei City Pan Chiao Nu Tzu	10/04/2013	Cancelled(8*)	0	0	20	-20	-100.00%	20	6	4	1	None	P,S,T,M,VP SC	N/A	90+ Days		
147551	New Taipei City Pan Chiao United Lions	07/29/2021	Active	50	13	2	11	28.21%	66	3	0			P,S,M,VP,SC	N/A		\$39,000.00	



Club Health Assessment for District 300B 2 through April 2025

			Status	Membership							Reports					Finance	LCIF	
Club Number	Club Name	Charter Date		Current Member Count	YTD Members Added	YTD Members Dropped	YTD Net Growth	YTD Net Growth%	Member Count 12 Months Ago	Avg. length of service for dropped members	Months Since Last MMR ***	Yrs. Since Last Officer Report	President Rotation	Vice President Reported ****	Months Since Last Activity Report ***	Account Balance	Donations for current Fiscal Year	
			Number of times on status quo within last two years	If below 15 members appears					If net loss is greater than 20% appears			If no report in 3 months appears in	When more than one year appears in	Number of repeat terms	Notes the officers that do not have an active	If no report at 12 months appears in red		
122944	New Taipei City Peace	08/29/2014	Active	47	8	1	7	17.50%	47	10	9			P,M,VP,SC	9		\$26,000.00	
105026	NEW TAIPEI CITY PING SHIN	03/19/2009	Active	27	1	1	0	0.00%	30	3	1			P,T,M,VP,SC	15		\$9,000.00	
42580	NEW TAIPEI CITY RUEY FANG	04/29/1983	Active	58	6	3	3	5.45%	55	5	0			M,VP,SC	12		\$30,000.00	
47166	NEW TAIPEI CITY SAN DOU	04/03/1987	Active	47	0	1	-1	-2.08%	51	8	0			P,M,VP,SC	13		\$13,000.00	
23400	NEW TAIPEI CITY SAN HSIA	10/25/1972	Active	58	6	0	6	11.54%	54		0			T,M,VP,SC	15		\$68,000.00	
48032	NEW TAIPEI CITY SAN ING	01/04/1988	Active	49	20	0	20	68.97%	46		3			P,M,VP,SC	15		\$10,000.00	
87771	NEW TAIPEI CITY SHEN DING	04/12/2005	Active	40	6	2	4	11.11%	41	2	4			P,S,T,M,VP SC	13		\$31,000.00	
55857	NEW TAIPEI CITY SHIH TOR HSI	06/20/1994	Active(1)	27	6	1	5	22.73%	27	17	0			T,M,VP,SC	15		\$10,000.00	
29231	NEW TAIPEI CITY SHU LIN	04/30/1974	Active	65	1	1	0	0.00%	71	3	4			P,S,T,M,VP SC	13		\$14,000.36	
105251	NEW TAIPEI CITY SHUANG HO	04/14/2009	Active	49	5	0	5	11.36%	44		0			M,VP,SC	15		\$9,000.00	
61776	NEW TAIPEI CITY SUNG HAU	04/15/1999	Active	45	10	0	10	28.57%	38		0			M,VP,SC	2		\$7,000.00	
52525	NEW TAIPEI CITY TA HAN	02/18/1992	Active(1)	46	7	2	5	12.20%	42	18	0			S,M,VP,SC	13		\$11,000.00	
54760	NEW TAIPEI CITY TA TANG	07/05/1993	Active	18	0	7	-7	-28.00%	25	3	4			S,M,VP,SC	13		\$8,000.00	
120794	New Taipei City Tamkang University Campus	02/12/2014	Active	12	0	0	0	0.00%	12		25	7	None	P,S,T,M,VP SC	N/A	90+ Days		
47735	NEW TAIPEI CITY TONG CHING	09/24/1987	Active	32	9	0	9	39.13%	31		0			S,T,M,VP,SC	15		\$24,000.00	
38087	NEW TAIPEI CITY TOU CHEN	02/05/1980	Active	60	6	0	6	11.11%	55		0			P,S,T,M,VP SC	15		\$41,000.00	
77570	NEW TAIPEI CITY TSUR HSIANG Exc Award (06/30/2023)	10/02/2003	Active	57	2	0	2	3.64%	63		0			M,VP,SC	14		\$31,000.00	
58769	NEW TAIPEI CITY TSUR HSING	10/17/1996	Active	30	3	0	3	11.11%	28		0			P,T,M,VP,SC	16		\$17,000.00	
125367	NEW TAIPEI CITY VEILIN	11/11/2015	Active	21	6	2	4	23.53%	25	0	4			P,S,T,M,VP SC	N/A		\$3,000.00	
49210	NEW TAIPEI CITY WEN HUA	02/01/1989	Active	51	7	3	4	8.51%	62	3	0		2	M,VP,SC	13		\$17,110.50	
51756	NEW TAIPEI CITY WEN SHAN	06/10/1991	Active	20	19	21	-2	-9.09%	28	5	0		None	P,S,T,M,VP SC	16			
56179	NEW TAIPEI CITY WU FU	10/24/1994	Active	48	6	3	3	6.67%	50	6	4			P,S,T,M,VP SC	13		\$9,000.00	



Club Health Assessment for District 300B 2 through April 2025

INTERNATIONAL

Club Number	Club Name	Charter Date	Status	Membership						Reports				Finance	LCIF		
				Current Member Count	YTD Members Added	YTD Members Dropped	YTD Net Growth	YTD Net Growth%	Member Count 12 Months Ago	Avg. length of service for dropped members	Months Since Last MMR ***	Yrs. Since Last Officer Report	President Rotation	Vice President Reported ****	Months Since Last Activity Report ***	Account Balance	Donations for current Fiscal Year
			Number of times on status quo within last two years	If below 15 members appears				If net loss is greater than 20% appears			If no report in 3 months appears in	When more than one year appears in	Number of repeat terms	Notes the officers that do not have an active	If no report at 12 months appears in red		
23466	NEW TAIPEI CITY YING KO	05/03/1970	Active	64	8	0	8	14.29%	61		0			S,M,VP,SC	13		\$9,000.00
23469	NEW TAIPEI CITY YUNG HO	02/10/1971	Active	54	1	0	1	1.89%	53		1			T,M,VP,SC	13		\$32,000.00

Clubs Cancelled Previous Fiscal Year – Clubs Cancelled within last 12 months may be reinstated

Club Number	Club Name	Charter Date	Current Status*	Cancellation Date
129358	New Taipei City Dai Dai	11/28/2016	Cancelled(6*)	04/29/2024
77585	NEW TAIPEI CITY HSIANG HO	11/17/2003	Cancelled(6*)	04/29/2024

Current Total Clubs Count	YTD New Clubs Count	YTD Cancelled Clubs Count	YTD Net Club Gain	Current Total Members Count	YTD Add	YTD Drop	YTD Net Growth	YTD Net Growth %	Member Count 12 Months Ago	Average Member Count Per Club	% of Clubs with less than 20 members	% No MMR in 3 Months	% No Officer Report in 12 Months	% of Clubs with balance 90+ days	Number of Clubs in Status Quo	% Status Quo Clubs in Financial Suspension	Number of Cancelled Clubs	Average Cancelled Club Age	Members Lost Due to Cancellation	% of Clubs Cancelled for Non-Financial Reasons
65	2	1	1	2,509	442	158	284	12.76%	2,547	39	15%	28%	11%	8%	0	0%	1	39	20	0%

* - P - Priority Club. Cancellation Reasons: 1-Objectives/conduct, 2-Non-active club, 5-Non-existing club, 6-Disbanding, 7-Merger, 8-Financial Suspension, 9-District/Multiple District Dues.

** - Abbreviation: P-President, S-Secretary, T-Treasurer, M-Member Chairperson, VP-First Vice President, MC-Communications Chairperson, SC-Service Chairperson

*** - Abbreviation: N/R - Never reported using the Lions Clubs website, N/A - Not applicable, No password registered for the Lions Clubs website.

**** - Abbreviation: N - New, IP - Immediate Past, R - Repeat.



Club Health Assessment for District 300B 3 through April 2025

			Status	Membership							Reports					Finance	LCIF	
Club Number	Club Name	Charter Date		Current Member Count	YTD Members Added	YTD Members Dropped	YTD Net Growth	YTD Net Growth%	Member Count 12 Months Ago	Avg. length of service for dropped members	Months Since Last MMR ***	Yrs. Since Last Officer Report	President Rotation	Vice President Reported ****	Months Since Last Activity Report ***	Account Balance	Donations for current Fiscal Year	
			Number of times on status quo within last two years	If below 15 members appears					If net loss is greater than 20% appears			If no report in 3 months appears in	When more than one year appears in	Number of repeat terms	Notes the officers that do not have appears in an active	If no report at 12 months red		
Clubs less than two years old																		
155919	Taoyuan Azure	09/11/2023	Active	43	11	0	11	34.38%	35		9				S,T,M,VP,SC	N/A	\$8,000.00	
	Exc Award (06/30/2024)																	
157222	Taoyuan Baida Feilli	02/02/2024	Active	22	4	2	2	10.00%	30	1	4		2		S,T,M,VP,SC	N/A		
	Exc Award (06/30/2024)																	
181417	Taoyuan Central University Campus	04/01/2025	Newly Chartered	30	30	0	30	100.00%	0		0				M,VP,SC	N/A		
175847	Taoyuan Dong Fang Mei	08/30/2024	Active	48	48	0	48	100.00%	0		7				M,VP,SC	N/A	\$1,000.00	
157223	Taoyuan Elite Confederate	02/27/2024	Active	24	7	3	4	20.00%	30	1	1		2		S,T,M,VP,SC	N/A		
157053	Taoyuan Er Jia Zi	01/16/2024	Cancelled(6*)	0	0	0	0	0.00%	20		10		None		P,S,T,M,VP SC	N/A		
156544	Taoyuan Formosa	11/01/2023	Active	16	0	0	0	0.00%	21		10		2		S,T,M,VP,SC	N/A	\$1,000.00	
157054	Taoyuan Hirmes	12/29/2023	Active	37	17	11	6	19.35%	35	1	0		2		S,T,M,VP,SC	N/A	\$3,000.00	
156019	Taoyuan Hong Fu	09/14/2023	Active	23	8	0	8	53.33%	30		3		2		S,T,M,VP,SC	N/A		
	Exc Award (06/30/2024)																	
155823	Taoyuan Long Sin	08/31/2023	Active	32	8	1	7	28.00%	40	1	4				P,S,T,M,VP SC	N/A		
	Exc Award (06/30/2024)																	
156020	Taoyuan Nan Ping	09/14/2023	Active	21	4	4	0	0.00%	30	1	3		2		S,T,M,VP,SC	N/A		
	Exc Award (06/30/2024)																	
155821	Taoyuan Ping Te	08/31/2023	Active	28	14	0	14	100.00%	30		4				S,T,M,VP,SC	N/A		
179614	Taoyuan Ren Mei	12/27/2024	Active	50	50	0	50	100.00%	0		3				M,VP,SC	N/A		
157055	Taoyuan San Jia Zi	01/16/2024	Active	6	0	0	0	0.00%	20		10		2		S,T,M,VP,SC	N/A		
178563	Taoyuan Tong Le	09/20/2024	Active	28	31	3	28	100.00%	0	0	3				M,VP,SC	N/A	\$2,000.00	
180924	Taoyuan Tsui Tsan	02/27/2025	Newly Chartered	33	33	0	33	100.00%	0		0				M,VP,SC	N/A		
179262	Taoyuan Tyai Campus	12/26/2024	Active	30	30	0	30	100.00%	0		4				M,VP,SC	N/A		
156812	Taoyuan Walter	12/08/2023	Active	32	14	1	13	68.42%	30	1	1				S,T,M,VP,SC	N/A	\$9,000.00	
	Exc Award (06/30/2024)																	
157929	Taoyuan Well-Known	05/13/2024	Active	29	6	6	0	0.00%	0	1	1		2		T,M,VP,SC	N/A		



Club Health Assessment for District 300B 3 through April 2025

			Status	Membership							Reports					Finance		LCIF
Club Number	Club Name	Charter Date		Current Member Count	YTD Members Added	YTD Members Dropped	YTD Net Growth	YTD Net Growth%	Member Count 12 Months Ago	Avg. length of service for dropped members	Months Since Last MMR ***	Yrs. Since Last Officer Report	President Rotation	Vice President Reported ****	Months Since Last Activity Report ***	Account Balance	Donations for current Fiscal Year	
			Number of times on status quo within last two years	If below 15 members appears					If net loss is greater than 20% appears		If no report in 3 months appears in	When more than one year appears in	Number of repeat terms	Notes the officers that do not have an active	If no report at 12 months appears in red			
157228	Taoyuan World Cheongsam	03/07/2024	Active	19	0	3	-3	-13.64%	30	1	4		2	P,T,M,VP,SC	N/A			
156107	Taoyuan You De	09/22/2023	Active	32	5	4	1	3.23%	35	1	6		2	T,M,VP,SC	N/A		\$1,000.00	
Exc Award (06/30/2024)																		
Clubs more than two years old																		
58887	PA TE CITY TAOYUAN TAAN	12/02/1996	Active	44	4	0	4	10.00%	42		8			P,S,T,M,VP SC	15		\$7,000.00	
Exc Award (06/30/2017, 06/30/2018, 06/30/2019)																		
52907	TA YUAN CHUNG SHAN	04/14/1992	Active	37	4	1	3	8.82%	39	12	6			P,S,T,M,VP SC	24+			
Exc Award (06/30/2016, 06/30/2017, 06/30/2018)																		
39448	TA YUAN L C	02/25/1981	Active	39	3	2	1	2.63%	40	16	4			S,T,M,VP,SC	24+		\$1,000.00	
Exc Award (06/30/2019)																		
40797	TACHI	01/25/1982	Active	29	2	0	2	7.41%	29		3			T,M,VP,SC	24+		\$15,000.00	
Exc Award (06/30/2019, 06/30/2023, 06/30/2024)																		
23455	TAOYUAN	12/28/1959	Active	59	6	1	5	9.26%	56	24	7			P,T,M,VP,SC	6		\$8,000.00	
Exc Award (06/30/2016, 06/30/2018, 06/30/2019)																		
144339	Taoyuan Affectionate	12/28/2020	Active	39	7	1	6	18.18%	45	4	3			T,M,VP,SC	7		\$4,000.00	
Exc Award (06/30/2022, 06/30/2023)																		
48976	TAOYUAN AI HSIN	10/24/1988	Active	40	11	0	11	37.93%	38		2			P,T,M,VP,SC	18		\$9,000.00	
Exc Award (06/30/2016, 06/30/2020, 06/30/2021)																		
123751	Taoyuan Apple Cyber	12/17/2014	Active	14	5	3	2	16.67%	21	1	4			P,S,M,VP,SC	N/A		\$5,000.00	
Exc Award (06/30/2017, 06/30/2022)																		
87774	TAOYUAN BEST WISH	04/12/2005	Active	15	0	1	-1	-6.25%	20	1	3			P,T,M,VP,SC	19		\$10,000.00	
Exc Award (06/30/2017, 06/30/2019)																		
49054	TAOYUAN CENTRAL	11/29/1988	Active	52	11	0	11	26.83%	43		4			S,T,M,VP,SC	17		\$25,000.00	
Exc Award (06/30/2017, 06/30/2018, 06/30/2019)																		
143045	Taoyuan Chen Hsin	09/28/2020	Active	24	0	0	0	0.00%	24		13		2	P,M,VP,SC	24+			
61623	TAOYUAN CHENG I	03/09/1999	Active	33	7	1	6	22.22%	31	38	9			M,VP,SC	24+		\$2,000.00	
Exc Award (06/30/2016, 06/30/2017, 06/30/2018)																		
84142	TAOYUAN CHERN UEI	09/07/2004	Active	60	4	0	4	7.14%	60		5			M,VP,SC	13		332,000.01	
Exc Award (06/30/2016, 06/30/2019, 06/30/2020)																		



Club Health Assessment for District 300B 3 through April 2025

			Status	Membership							Reports					Finance		LCIF
Club Number	Club Name	Charter Date		Current Member Count	YTD Members Added	YTD Members Dropped	YTD Net Growth	YTD Net Growth%	Member Count 12 Months Ago	Avg. length of service for dropped members	Months Since Last MMR ***	Yrs. Since Last Officer Report	President Rotation	Vice President Reported ****	Months Since Last Activity Report ***	Account Balance	Donations for current Fiscal Year	
			Number of times on status quo within last two years	If below 15 members appears				If net loss is greater than 20% appears			If no report in 3 months appears in	When more than one year appears in	Number of repeat terms	Notes the officers that do not have an active	If no report at 12 months appears in red			
118187	TAOYUAN CHUANG CHING	12/05/2012	Active	49	24	2	22	81.48%	41	1	4			P,S,T,M,VP SC	N/A		\$2,000.00	
	Exc Award (06/30/2017, 06/30/2018, 06/30/20																	
149520	Taoyuan Chuang Hsin	01/04/2022	Active	21	1	0	1	5.00%	25		8			S,T,M,VP,SC	N/A			
	Exc Award (06/30/2024)																	
59940	TAOYUAN CHUN YING	09/09/1997	Active	29	5	1	4	16.00%	46	2	0			P,S,M,VP,SC	19		\$4,000.00	
	Exc Award (06/30/2016, 06/30/2018, 06/30/20																	
52773	TAOYUAN CHUNG CHENG	03/27/1992	Active	39	4	4	0	0.00%	47	19	3			P,S,T,M,VP SC	24+		\$14,000.00	
	Exc Award (06/30/2016)																	
57886	TAOYUAN CHUNG HWA	02/21/1996	Active	21	0	0	0	0.00%	31		6			P,S,M,VP,SC	24+		\$3,000.00	
	Exc Award (06/30/2016, 06/30/2018, 06/30/20																	
62557	TAOYUAN DAR YU	12/10/1999	Active	41	0	1	-1	-2.38%	45	25	4			P,S,T,M,VP SC	24+		\$7,000.00	
	Exc Award (06/30/2018, 06/30/2019, 06/30/20																	
102609	TAOYUAN EVERGLORY	06/24/2008	Active	40	3	0	3	8.11%	39		9			P,M,VP,SC	24+		\$4,000.00	
	Exc Award (06/30/2017, 06/30/2023)																	
58336	TAOYUAN FAR EAST	05/16/1996	Active	37	1	0	1	2.78%	39		9			P,T,M,VP,SC	16		\$5,000.00	
	Exc Award (06/30/2016, 06/30/2018)																	
110054	TAOYUAN FU RONG	01/06/2011	Active	59	6	2	4	7.27%	64	3	4			S,M,VP,SC	14		\$3,000.00	
	Exc Award (06/30/2016, 06/30/2020, 06/30/20																	
42857	TAOYUAN FUHSING	06/29/1983	Active	24	0	2	-2	-7.69%	31	4	4		2	P,T,M,VP,SC	24+		\$2,000.00	
	Exc Award (06/30/2016, 06/30/2019, 06/30/20																	
98840	TAOYUAN GUEISHAN	03/19/2007	Active	64	7	0	7	12.28%	78		8			P,M,VP,SC	13		\$16,000.00	
	Exc Award (06/30/2016, 06/30/2019)																	
121531	Taoyuan Happy	03/19/2014	Active	30	7	2	5	20.00%	28	5	2			S,T,M,VP,SC	N/A		\$2,000.00	
	Exc Award (06/30/2017, 06/30/2018, 06/30/20																	
116189	TAOYUAN HERITAGE	05/02/2012	Active	18	5	0	5	38.46%	18		9			P,S,T,M,VP SC	N/A		\$2,000.00	
	Exc Award (06/30/2018, 06/30/2019, 06/30/20																	
117941	TAOYUAN HONESTY	10/08/2012	Active	25	0	1	-1	-3.85%	26	12	4			S,T,M,VP,SC	N/A		\$25,000.00	
	Exc Award (06/30/2016, 06/30/2018, 06/30/20																	
38088	TAOYUAN HSIEN CHENG KUNG	02/05/1980	Active	45	10	0	10	28.57%	38		3			P,S,T,M,VP SC	24+		\$17,000.00	



Club Health Assessment for District 300B 3 through April 2025

			Status	Membership							Reports					Finance		LCIF
Club Number	Club Name	Charter Date		Current Member Count	YTD Members Added	YTD Members Dropped	YTD Net Growth	YTD Net Growth%	Member Count 12 Months Ago	Avg. length of service for dropped members	Months Since Last MMR ***	Yrs. Since Last Officer Report	President Rotation	Vice President Reported ****	Months Since Last Activity Report ***	Account Balance	Donations for current Fiscal Year	
			Number of times on status quo within last two years	If below 15 members appears					If net loss is greater than 20% appears			If no report in 3 months appears in	When more than one year appears in	Number of repeat terms	Notes the officers that do not have an active	If no report at 12 months appears in red		
Exc Award (06/30/2016, 06/30/2017, 06/30/2018, 06/30/2019, 06/30/2020)			Active	22	2	0	2	10.00%	24		8			M,VP,SC	24+			
59942	TAOYUAN HSIN HSING	09/09/1997																
Exc Award (06/30/2017, 06/30/2022)			Active	37	12	3	9	32.14%	32	2	1			P,S,M,VP,SC	N/A		\$1,000.00	
123741	Taoyuan Hu Tou Shan	12/18/2014																
Exc Award (06/30/2018, 06/30/2023)			Active	33	8	1	7	26.92%	44	1	9			S,M,VP,SC	19		\$6,000.00	
109200	TAOYUAN HUAN GJIA	09/09/2010																
Exc Award (06/30/2018, 06/30/2020, 06/30/2021, 06/30/2022, 06/30/2023)			Active	29	7	1	6	26.09%	34	1	4			P,M,VP,SC	24+			
61701	TAOYUAN JEN SHANN MEEI	03/30/1999																
Exc Award (06/30/2016, 06/30/2019, 06/30/2020, 06/30/2021, 06/30/2022, 06/30/2023)			Active	21	5	0	5	31.25%	20		9			P,S,M,VP,SC	24+		\$1,000.00	
100039	TAOYUAN KUANG HUEI	08/16/2007																
Exc Award (06/30/2018, 06/30/2019, 06/30/2020, 06/30/2021, 06/30/2022, 06/30/2023)			Active	33	3	0	3	10.00%	33		5			M,VP,SC	13		\$9,000.00	
46869	TAOYUAN KUEI SHAN POUAI	01/28/1987																
Exc Award (06/30/2018, 06/30/2020)			Active	27	16	5	11	68.75%	26	0	5			P,S,T,M,VP,SC	N/A			
123748	Taoyuan La La Shan	12/17/2014																
Exc Award (06/30/2017, 06/30/2019, 06/30/2020, 06/30/2021, 06/30/2022, 06/30/2023)			Active	45	4	0	4	9.76%	46		3			S,T,M,VP,SC	19		\$10,000.00	
84301	TAOYUAN LILY	10/07/2004																
Exc Award (06/30/2016, 06/30/2018, 06/30/2020, 06/30/2021, 06/30/2022, 06/30/2023)			Active	23	7	0	7	43.75%	20		9			P,S,T,M,VP,SC	24+		\$2,000.00	
110053	TAOYUAN LONG SHOU	01/06/2011																
Exc Award (06/30/2016, 06/30/2023)			Active	115	13	1	12	11.65%	132	13	7			P,T,M,VP,SC	13		\$68,000.00	
42453	TAOYUAN LOOCHU	03/21/1983																
Exc Award (06/30/2018, 06/30/2019)			Active	61	5	13	-8	-11.59%	82	8	1			S,T,M,VP,SC	14		\$10,000.00	
98734	TAOYUAN LOOCHU WOMAN	03/08/2007																
Exc Award (06/30/2016, 06/30/2018, 06/30/2020, 06/30/2021, 06/30/2022, 06/30/2023)			Active	20	11	7	4	25.00%	22	1	1			P,S,T,M,VP,SC	N/A		\$2,000.00	
118190	TAOYUAN LUNG FENG	12/05/2012																
Exc Award (06/30/2019, 06/30/2022)			Active	17	4	3	1	6.25%	19	4	4			P,M,VP,SC	24+		\$1,000.00	
48309	TAOYUAN LUNG HSIANG	03/24/1988																
Exc Award (06/30/2017, 06/30/2019, 06/30/2020, 06/30/2021, 06/30/2022, 06/30/2023)			Active	45	12	2	10	28.57%	53	4	2			S,T,M,VP,SC	24+		\$17,000.00	
101576	TAOYUAN NAN KAN	03/21/2008																
Exc Award (06/30/2017, 06/30/2018, 06/30/2019, 06/30/2020, 06/30/2021, 06/30/2022, 06/30/2023)																		



Club Health Assessment for District 300B 3 through April 2025

			Status	Membership						Reports					Finance		LCIF	
Club Number	Club Name	Charter Date		Current Member Count	YTD Members Added	YTD Members Dropped	YTD Net Growth	YTD Net Growth%	Member Count 12 Months Ago	Avg. length of service for dropped members	Months Since Last MMR ***	Yrs. Since Last Officer Report	President Rotation	Vice President Reported ****	Months Since Last Activity Report ***	Account Balance	Donations for current Fiscal Year	
			Number of times on status quo within last two years	If below 15 members appears					If net loss is greater than 20% appears			If no report in 3 months appears in	When more than one year appears in	Number of repeat terms	Notes the officers that do not have an active	If no report at 12 months appears in red		
115453	TAOYUAN NAN KAN LADIES	10/31/2011	Active	33	7	0	7	26.92%	31		7				S,T,M,VP,SC	N/A		\$6,000.02
Exc Award (06/30/2017, 06/30/2018, 06/30/20																		
37643	TAOYUAN PA TE	10/13/1979	Active	51	5	0	5	10.87%	50		8				P,S,T,M,VP SC	16		\$9,000.00
Exc Award (06/30/2018, 06/30/2020, 06/30/20																		
123746	Taoyuan Pa Te Nu	12/17/2014	Active	20	4	0	4	25.00%	21		2				P,S,T,M,VP SC	N/A		\$1,000.00
Exc Award (06/30/2018, 06/30/2019, 06/30/20																		
48310	TAOYUAN PEACE	03/24/1988	Active	41	6	1	5	13.89%	45	1	4				P,M,VP,SC	13		\$5,000.00
Exc Award (06/30/2016, 06/30/2020, 06/30/20																		
47797	TAOYUAN PHOENIX	10/22/1987	Active	56	9	0	9	19.15%	62		3				P,S,M,VP,SC	17		\$13,000.00
Exc Award (06/30/2018, 06/30/2022)																		
53582	TAOYUAN PING TING	08/13/1992	Active	32	1	0	1	3.23%	34		9				S,T,M,VP,SC	24+		
Exc Award (06/30/2016, 06/30/2017, 06/30/20																		
43654	TAOYUAN REN AI	03/12/1984	Active	35	3	6	-3	-7.89%	39	11	3				P,S,M,VP,SC	24+		
Exc Award (06/30/2018, 06/30/2023, 06/30/20																		
126874	Taoyuan Ren Ho	02/25/2016	Active	10	4	1	3	42.86%	13	4	1		None		P,S,T,M,VP SC	N/A		
Exc Award (06/30/2017, 06/30/2018, 06/30/20																		
52568	TAOYUAN REN YU	02/24/1992	Active	77	24	0	24	45.28%	56		8				P,T,M,VP,SC	24+		\$40,000.00
Exc Award (06/30/2016, 06/30/2017, 06/30/20																		
66302	TAOYUAN SHIH TONG	06/27/2002	Active	23	0	0	0	0.00%	23		13				P,M,VP,SC	24+		\$2,000.00
Exc Award (06/30/2016, 06/30/2017, 06/30/20																		
120734	Taoyuan Shou Hsi	12/05/2013	Active	12	7	1	6	100.00%	18	3	5		2		S,T,M,VP,SC	N/A		
Exc Award (06/30/2017, 06/30/2020, 06/30/20																		
97681	TAOYUAN SUN RISE	09/05/2006	Active	41	6	0	6	17.14%	41		8				P,S,T,M,VP SC	24+		
52546	TAOYUAN SYH WAI	02/20/1992	Active	26	2	1	1	4.00%	30	21	4		2		P,T,M,VP,SC	24+		\$2,000.00
Exc Award (06/30/2016, 06/30/2018, 06/30/20																		
123602	Taoyuan Ta Chia	12/15/2014	Active	27	7	2	5	22.73%	40	7	2				S,T,M,VP,SC	N/A		\$5,000.00
Exc Award (06/30/2017, 06/30/2020, 06/30/20																		
115454	TAOYUAN TA CHU	10/31/2011	Active	51	8	3	5	10.87%	51	7	9				P,T,M,VP,SC	N/A		\$38,000.00
Exc Award (06/30/2017, 06/30/2018, 06/30/20																		



Club Health Assessment for District 300B 3 through April 2025

			Status	Membership						Reports					Finance		LCIF
Club Number	Club Name	Charter Date		Current Member Count	YTD Members Added	YTD Members Dropped	YTD Net Growth	YTD Net Growth%	Member Count 12 Months Ago	Avg. length of service for dropped members	Months Since Last MMR ***	Yrs. Since Last Officer Report	President Rotation	Vice President Reported ****	Months Since Last Activity Report ***	Account Balance	Donations for current Fiscal Year
			Number of times on status quo within last two years	If below 15 members appears				If net loss is greater than 20% appears			If no report in 3 months appears in	When more than one year appears in	Number of repeat terms	Notes the officers that do not have an active	If no report at 12 months appears in red		
123485	Taoyuan Ta Ko Kan	10/28/2014	Active	32	6	0	6	23.08%	26		9			P,S,M,VP,SC	N/A		\$3,000.00
	Exc Award (06/30/2017, 06/30/2018, 06/30/2019)																
63499	TAOYUAN TAO TE	08/03/2000	Active	50	7	0	7	16.28%	47		8			P,T,M,VP,SC	24+		\$4,000.00
	Exc Award (06/30/2017, 06/30/2018, 06/30/2019)																
57325	TAOYUAN TE MIN	09/06/1995	Active	49	1	1	0	0.00%	50	12	4	1	None	P,S,T,M,VP SC	24+		\$7,000.00
	Exc Award (06/30/2017, 06/30/2018, 06/30/2019)																
53891	TAOYUAN TONG SHIN	12/09/1992	Active	25	2	3	-1	-3.85%	28	32	4		2	P,M,VP,SC	24+		\$3,000.00
	Exc Award (06/30/2020, 06/30/2024)																
52569	TAOYUAN TSYR YUAN	02/24/1992	Active	28	6	1	5	21.74%	24	27	4			P,T,M,VP,SC	24+		\$2,000.00
	Exc Award (06/30/2017, 06/30/2018, 06/30/2019)																
61935	TAOYUAN TSYR-WEN	05/18/1999	Active	57	7	0	7	14.00%	58		4			T,M,VP,SC	15		\$25,000.00
	Exc Award (06/30/2016, 06/30/2022, 06/30/2023)																
115314	TAOYUAN TZU TSAI	10/28/2011	Active	28	7	0	7	33.33%	25		3			P,M,VP,SC	N/A		\$7,000.00
	Exc Award (06/30/2016, 06/30/2018, 06/30/2019)																
52798	TAOYUAN WAN SHOU	04/01/1992	Active	34	3	0	3	9.68%	31		8			P,T,M,VP,SC	24+		\$5,000.00
	Exc Award (06/30/2018, 06/30/2024)																
120908	Taoyuan Wu Fu	12/06/2013	Active	47	13	1	12	34.29%	40	1	4			S,T,M,VP,SC	N/A		\$3,000.00
	Exc Award (06/30/2017, 06/30/2018, 06/30/2019)																
123174	Taoyuan Yuan Yuan	09/22/2014	Active	31	2	1	1	3.33%	34	3	9			P,S,T,M,VP SC	N/A		\$6,000.00
	Exc Award (06/30/2016, 06/30/2018, 06/30/2019)																

Clubs Cancelled Previous Fiscal Year – Clubs Cancelled within last 12 months may be reinstated

Club Number	Club Name	Charter Date	Current Status*	Cancellation Date
84028	TAOYUAN REN SHAW	08/17/2004	Cancelled(8*)	12/29/2023
123734	Taoyuan Ta Tung	12/18/2014	Cancelled(6*)	07/29/2023
153766	Taoyuan Yi Jia Zi	03/01/2023	Cancelled(6*)	06/29/2024



Club Health Assessment for District 300B 3 through April 2025

				Status		Membership								Reports				Finance		LCIF
Club Number	Club Name	Charter Date	Current Member Count			YTD Members Added	YTD Members Dropped	YTD Net Growth	YTD Net Growth%	Member Count 12 Months Ago	Avg. length of service for dropped members	Months Since Last MMR ***	Yrs. Since Last Officer Report	President Rotation	Vice President Reported ****	Months Since Last Activity Report ***	Account Balance	Donations for current Fiscal Year		
				Number of times on status quo within last two years	If below 15 members appears			If net loss is greater than 20% appears			If no report in 3 months appears in		When more than one year appears in	Number of repeat terms	Notes the officers that do not have an active		If no report at 12 months appears in red			
Current Total Clubs Count	YTD New Clubs Count	YTD Cancelled Clubs Count	YTD Net Club Gain	Current Total Members Count	YTD Add	YTD Drop	YTD Net Growth	YTD Net Growth %	Member Count 12 Months Ago	Average Member Count Per Club	% of Clubs with less than 20 members	% No MMR in 3 Months	% No Officer Report in 12 Months	% of Clubs with balance 90+ days	Number of Clubs in Status Quo	% Status Quo Clubs in Financial Suspension	Number of Cancelled Clubs	Average Cancelled Club Age	Members Lost Due to Cancellation	% of Clubs Cancelled for Non-Financial Reasons
87	6	1	5	3,054	713	121	592	24.05%	3,004	35	10%	82%	1%	0%	0	0%	1	30	0	0%

* - P - Priority Club. Cancellation Reasons: 1-Objectives/conduct, 2-Non-active club, 5-Non-existing club, 6-Disbanding, 7-Merger, 8-Financial Suspension, 9-District/Multiple District Dues.


** - Abbreviation: P-President, S-Secretary, T-Treasurer, M-Member Chairperson, VP-First Vice President, MC-Communications Chairperson, SC-Service Chairperson

*** - Abbreviation: N/R - Never reported using the Lions Clubs website, N/A - Not applicable, No password registered for the Lions Clubs website.

**** - Abbreviation: N - New, IP - Immediate Past, R - Repeat.



Club Health Assessment for District 300B 5 through April 2025

			Status	Membership							Reports					Finance		LCIF
Club Number	Club Name	Charter Date		Current Member Count	YTD Members Added	YTD Members Dropped	YTD Net Growth	YTD Net Growth%	Member Count 12 Months Ago	Avg. length of service for dropped members	Months Since Last MMR ***	Yrs. Since Last Officer Report	President Rotation	Vice President Reported ****	Months Since Last Activity Report ***	Account Balance	Donations for current Fiscal Year	
			Number of times on status quo within last two years	If below 15 members appears					If net loss is greater than 20% appears			If no report in 3 months appears in	When more than one year appears in	Number of repeat terms	Notes the officers that do not have an active	If no report at 12 months appears in red		
Clubs less than two years old																		
180971	Taoyuan Loyal Love	04/01/2025	Newly Chartered	50	50	0	50	100.00%	0		0			M,VP,SC	N/A			
156119	Taoyuan Tao Le Exc Award (06/30/2024)	10/03/2023	Active	39	12	8	4	11.43%	50	1	0			P,S,T,M,VP SC	N/A		\$999.99	
Clubs more than two years old																		
23367	CHUNG LI Exc Award (06/30/2017, 06/30/2022, 06/30/20	01/10/1967	Active	45	1	4	-3	-6.25%	54	21	1			P,S,M,VP,SC	19		\$8,999.99	
51145	CHUNG LI CITY LI YU Exc Award (06/30/2017, 06/30/2018, 06/30/20	12/26/1990	Active	27	0	2	-2	-6.90%	29	10	4			M,VP,SC	19		\$3,000.02	
55349	CHUNG LI CITY TAOYUAN JONGYUAN Exc Award (06/30/2016, 06/30/2020, 06/30/20	02/24/1994	Active	31	4	3	1	3.33%	30	5	3			P,S,T,M,VP SC	24+		\$5,000.00	
34323	LUNG TANG L C Exc Award (06/30/2016, 06/30/2017, 06/30/20	07/18/1977	Active	67	7	0	7	11.67%	63		4			M,VP,SC	24+		\$2,000.01	
38705	PING CHENG L C Exc Award (06/30/2016, 06/30/2018, 06/30/20	06/12/1980	Active	44	3	3	0	0.00%	45	27	5			P,T,M,VP,SC	13		\$2,000.00	
48385	TAOYUAN ANGEL Exc Award (06/30/2020, 06/30/2022, 06/30/20	04/06/1988	Active	22	3	6	-3	-12.00%	27	8	8			M,VP,SC	13		\$13,000.00	
120198	Taoyuan Chiao Chih Ya Exc Award (06/30/2016, 06/30/2017, 06/30/20	08/21/2013	Active	21	2	0	2	10.53%	20		9			P,S,T,M,VP SC	24+		\$10,000.04	
150342	Taoyuan Chin Hsing Exc Award (06/30/2024)	04/04/2022	Active	34	10	1	9	36.00%	36	2	2			S,T,M,VP,SC	N/A		\$999.99	
48487	TAOYUAN CHIN KUO Exc Award (06/30/2016, 06/30/2018, 06/30/20	04/20/1988	Active	35	0	1	-1	-2.78%	40	14	4			S,M,VP,SC	18		\$2,999.99	
120736	Taoyuan Ching Pu Exc Award (06/30/2018)	12/03/2013	Active	83	56	6	50	151.52%	43	4	0			S,T,M,VP,SC	N/A		\$1,000.00	
98735	TAOYUAN CHING YING Exc Award (06/30/2017, 06/30/2020, 06/30/20	03/08/2007	Active	20	6	2	4	25.00%	20	1	3			P,M,VP,SC	13		\$2,000.01	
60978	TAOYUAN CHUNG HSIAO	06/29/1998	Active	11	5	0	5	83.33%	7		7			P,S,T,M,VP SC	24+			



Club Health Assessment for District 300B 5 through April 2025

			Status	Membership							Reports					Finance		LCIF
Club Number	Club Name	Charter Date		Current Member Count	YTD Members Added	YTD Members Dropped	YTD Net Growth	YTD Net Growth%	Member Count 12 Months Ago	Avg. length of service for dropped members	Months Since Last MMR ***	Yrs. Since Last Officer Report	President Rotation	Vice President Reported ****	Months Since Last Activity Report ***	Account Balance	Donations for current Fiscal Year	
			Number of times on status quo within last two years	If below 15 members appears					If net loss is greater than 20% appears			If no report in 3 months appears in	When more than one year appears in	Number of repeat terms	Notes the officers that do not have an active	If no report at 12 months appears in red		
Exc Award (06/30/2018, 06/30/2019)																		
49873	TAOYUAN CHUNG HSING	09/29/1989	Active	30	4	3	1	3.45%	30	2	8			S,M,VP,SC	24+		\$4,999.96	
Exc Award (06/30/2018, 06/30/2019, 06/30/20																		
123604	Taoyuan Chung Li Nu	12/15/2014	Active	17	3	1	2	13.33%	21	1	9			T,M,VP,SC	N/A		\$1,000.00	
Exc Award (06/30/2020, 06/30/2023)																		
59941	TAOYUAN CHUNG YI	09/09/1997	Active	39	3	1	2	5.41%	40	1	4			S,T,M,VP,SC	24+		\$2,999.98	
Exc Award (06/30/2016, 06/30/2022, 06/30/20																		
103646	TAOYUAN DIAMOND	09/18/2008	Active	29	1	2	-1	-3.33%	32	2	4			T,M,VP,SC	24+			
Exc Award (06/30/2017, 06/30/2018, 06/30/20																		
61545	TAOYUAN E SUN	02/22/1999	Active	39	2	1	1	2.63%	42	1	4			P,T,M,VP,SC	24+		\$1,000.01	
Exc Award (06/30/2016, 06/30/2017, 06/30/20																		
130632	Taoyuan Fong Siang	04/13/2017	Active	11	3	1	2	22.22%	9	1	3			P,T,M,VP,SC	N/A			
Exc Award (06/30/2018, 06/30/2019, 06/30/20																		
52526	TAOYUAN GREAT WINS	02/17/1992	Active	28	10	2	8	40.00%	20	1	4			P,M,VP,SC	24+		\$2,000.02	
Exc Award (06/30/2016, 06/30/2017, 06/30/20																		
124684	Taoyuan Great Wins Woman	06/10/2015	Active	25	5	1	4	19.05%	24	1	8			S,M,VP,SC	N/A		\$5,000.03	
Exc Award (06/30/2016, 06/30/2018, 06/30/20																		
136793	Taoyuan Guang De	12/18/2018	Active	32	11	3	8	33.33%	27	2	3			P,M,VP,SC	N/A			
Exc Award (06/30/2024)																		
123596	Taoyuan Hai Hua	12/15/2014	Active	32	11	1	10	45.45%	31	4	2			P,S,T,M,VP SC	N/A		\$9,000.05	
Exc Award (06/30/2017, 06/30/2020, 06/30/20																		
123078	Taoyuan Hsiang Her	09/04/2014	Active	38	3	0	3	8.57%	64		1			P,T,M,VP,SC	N/A		\$3,000.02	
Exc Award (06/30/2017, 06/30/2018, 06/30/20																		
44089	TAOYUAN HSIEN HSIN YI	06/30/1984	Active	53	8	3	5	10.42%	51	26	4			P,T,M,VP,SC	20		\$5,000.00	
Exc Award (06/30/2018, 06/30/2020, 06/30/20																		
50664	TAOYUAN HSIEN LI CHING	06/12/1990	Active	31	7	4	3	10.71%	29	27	5			T,M,VP,SC	24+		\$4,000.01	
Exc Award (06/30/2018, 06/30/2019)																		
42581	TAOYUAN HSIEN NEILI	04/07/1983	Active	29	10	0	10	52.63%	20		6			M,VP,SC	24+		\$999.99	
Exc Award (06/30/2016, 06/30/2019, 06/30/20																		



Club Health Assessment for District 300B 5 through April 2025

			Status	Membership							Reports					Finance		LCIF
Club Number	Club Name	Charter Date		Current Member Count	YTD Members Added	YTD Members Dropped	YTD Net Growth	YTD Net Growth%	Member Count 12 Months Ago	Avg. length of service for dropped members	Months Since Last MMR ***	Yrs. Since Last Officer Report	President Rotation	Vice President Reported ****	Months Since Last Activity Report ***	Account Balance	Donations for current Fiscal Year	
			Number of times on status quo within last two years	If below 15 members appears					If net loss is greater than 20% appears		If no report in 3 months appears in	When more than one year appears in	Number of repeat terms	Notes the officers that do not have an active	If no report at 12 months appears in red			
103648	TAOYUAN HSIEN YA TAI	09/18/2008	Active	58	3	0	3	5.45%	60		8			P,S,T,M,VP SC	24+		\$5,000.00	
Exc Award (06/30/2016, 06/30/2018, 06/30/20																		
37713	TAOYUAN HSIEN YANG MEI	11/26/1979	Active	38	9	3	6	18.75%	36	14	4			P,T,M,VP,SC	24+		\$1,000.00	
Exc Award (06/30/2019, 06/30/2024)																		
40327	TAOYUAN HSIN WU	08/27/1981	Active	49	13	0	13	36.11%	36		2			P,S,T,M,VP SC	24+		\$10,000.01	
Exc Award (06/30/2018, 06/30/2023, 06/30/20																		
123595	Taoyuan Hua Hsun	12/15/2014	Active	27	0	0	0	0.00%	34		10			S,T,M,VP,SC	N/A			
Exc Award (06/30/2018, 06/30/2019, 06/30/20																		
58909	TAOYUAN KUAN YIN	12/09/1996	Active	70	9	0	9	14.75%	66		9			P,S,T,M,VP SC	13		\$5,000.01	
Exc Award (06/30/2018, 06/30/2023)																		
115292	TAOYUAN KUAN YIN NU	10/28/2011	Active	28	4	2	2	7.69%	34	2	4			P,T,M,VP,SC	N/A		\$3,999.99	
Exc Award (06/30/2019, 06/30/2020, 06/30/20																		
121528	Taoyuan Li Min	03/19/2014	Active	27	2	0	2	8.00%	26		1			S,T,M,VP,SC	N/A		\$12,000.01	
Exc Award (06/30/2018, 06/30/2022)																		
118705	TAOYUAN LING HANG	02/12/2013	Active	20	8	5	3	17.65%	20	3	6			P,S,T,M,VP SC	N/A			
Exc Award (06/30/2016, 06/30/2018, 06/30/20																		
123205	Taoyuan Liu Tu	09/25/2014	Active	22	3	1	2	10.00%	31	10	7			S,T,M,VP,SC	N/A		\$1,000.01	
Exc Award (06/30/2016, 06/30/2022, 06/30/20																		
64791	TAOYUAN LONG SHING	11/08/2001	Active	37	13	0	13	54.17%	25		3			P,S,M,VP,SC	24+		\$2,000.02	
Exc Award (06/30/2016, 06/30/2023)																		
53568	TAOYUAN LUNG CHUAN	08/06/1992	Active	30	3	0	3	11.11%	30		9			P,S,T,M,VP SC	24+			
Exc Award (06/30/2016, 06/30/2017, 06/30/20																		
117942	TAOYUAN NEW VISION	10/08/2012	Active	28	10	1	9	47.37%	24	6	3			M,VP,SC	N/A		\$1,000.01	
Exc Award (06/30/2019, 06/30/2023)																		
139738	Taoyuan NTUT	10/02/2019	Active	15	6	4	2	15.38%	20	2	3			S,T,M,VP,SC	24+		\$1,000.00	
Exc Award (06/30/2023)																		
121427	Taoyuan Nu	02/28/2014	Active	20	4	0	4	25.00%	20		3			P,T,M,VP,SC	24+		\$3,999.99	
Exc Award (06/30/2018, 06/30/2019, 06/30/20																		
43037	TAOYUAN PUHSIN	09/21/1983	Active	25	3	0	3	13.64%	21		9			S,T,M,VP,SC	24+			



Club Health Assessment for District 300B 5 through April 2025

			Status	Membership							Reports					Finance		LCIF
Club Number	Club Name	Charter Date		Current Member Count	YTD Members Added	YTD Members Dropped	YTD Net Growth	YTD Net Growth%	Member Count 12 Months Ago	Avg. length of service for dropped members	Months Since Last MMR ***	Yrs. Since Last Officer Report	President Rotation	Vice President Reported ****	Months Since Last Activity Report ***	Account Balance	Donations for current Fiscal Year	
			Number of times on status quo within last two years	If below 15 members appears				If net loss is greater than 20% appears			If no report in 3 months appears in	When more than one year appears in	Number of repeat terms	Notes the officers that do not have an active	If no report at 12 months appears in red			
Exc Award (06/30/2017, 06/30/2018, 06/30/2020)																		
121751	Taoyuan Real Estate Agent for Public Welfare	04/04/2014	Active	39	14	11	3	8.33%	39	5	4			P,S,T,M,VP SC	N/A			
Exc Award (06/30/2018, 06/30/2020, 06/30/2022)																		
60674	TAOYUAN SHENG TE	04/21/1998	Active	12	2	1	1	9.09%	14	21	4			P,T,M,VP,SC	24+		\$2,000.00	
Exc Award (06/30/2018, 06/30/2019, 06/30/2020)																		
122874	Taoyuan Shuang Yuan	07/31/2014	Active	30	5	0	5	20.00%	27		1			M,VP,SC	N/A		\$8,000.05	
Exc Award (06/30/2016, 06/30/2017, 06/30/2020)																		
123749	Taoyuan Tai Shan	12/17/2014	Active	17	3	1	2	13.33%	17	1	6			P,M,VP,SC	N/A		\$3,000.00	
Exc Award (06/30/2016, 06/30/2019, 06/30/2020)																		
62516	TAOYUAN TZU CHIANG	11/23/1999	Active	45	4	1	3	7.14%	43	25	4			P,S,T,M,VP SC	24+		\$999.99	
Exc Award (06/30/2016, 06/30/2017, 06/30/2020)																		
126576	Taoyuan Way Hair	01/22/2016	Active	51	13	1	12	30.77%	41	1	5			M,VP,SC	N/A		\$3,000.00	
Exc Award (06/30/2018, 06/30/2022, 06/30/2023)																		
148266	Taoyuan Yong De	09/16/2021	Active	36	10	2	8	28.57%	40	1	1		2	S,M,VP,SC	N/A		\$1,000.00	
Exc Award (06/30/2018, 06/30/2023, 06/30/2024)																		
133239	Taoyuan Zhen Lian	11/27/2017	Active	32	3	6	-3	-8.57%	35	4	3			S,T,M,VP,SC	N/A		\$999.99	
Exc Award (06/30/2018, 06/30/2023, 06/30/2024)																		
115455	TAOYUAN ZHEN XIANG	10/31/2011	Active	11	1	0	1	10.00%	20		9			P,S,T,M,VP SC	24+		\$1,000.01	
Exc Award (06/30/2018, 06/30/2022)																		


Clubs Cancelled Previous Fiscal Year – Clubs Cancelled within last 12 months may be reinstated

Club Number	Club Name	Charter Date	Current Status*	Cancellation Date
133831	Taoyuan NTUB Campus	02/19/2018	Cancelled(6*)	04/29/2024

Current Total Clubs Count	YTD New Clubs Count	YTD Cancelled Clubs Count	YTD Net Club Gain	Current Total Members Count	YTD Add	YTD Drop	YTD Net Growth	YTD Net Growth %	Member Count 12 Months Ago	Average Member Count Per Club	% of Clubs with less than 20 members	% No MMR in 3 Months	% No Officer Report in 12 Months	% of Clubs with balance 90+ days	Number of Clubs in Status Quo	% Status Quo Clubs in Financial Suspension	Number of Cancelled Clubs	Average Cancelled Club Age	Members Lost Due to Cancellation	% of Clubs Cancelled for Non-Financial Reasons
52	1	0	1	1,729	385	98	287	19.90%	1,663	33	13%	79%	0%	0%	0	0%	0	0	0	0%



Club Health Assessment for District 300B 5 through April 2025

			Status	Membership							Reports					Finance	LCIF
Club Number	Club Name	Charter Date		Current Member Count	YTD Members Added	YTD Members Dropped	YTD Net Growth	YTD Net Growth%	Member Count 12 Months Ago	Avg. length of service for dropped members	Months Since Last MMR ***	Yrs. Since Last Officer Report	President Rotation	Vice President Reported ****	Months Since Last Activity Report ***	Account Balance	Donations for current Fiscal Year
			Number of times on status quo within last two years	If below 15 members appears				If net loss is greater than 20% appears			If no report in 3 months appears in	When more than one year appears in	Number of repeat terms	Notes the officers that do not have an active	If no report at 12 months appears in red		



Club Health Assessment for District 300B 6 through April 2025

			Status	Membership							Reports					Finance		LCIF
Club Number	Club Name	Charter Date		Current Member Count	YTD Members Added	YTD Members Dropped	YTD Net Growth	YTD Net Growth%	Member Count 12 Months Ago	Avg. length of service for dropped members	Months Since Last MMR ***	Yrs. Since Last Officer Report	President Rotation	Vice President Reported ****	Months Since Last Activity Report ***	Account Balance	Donations for current Fiscal Year	
			Number of times on status quo within last two years	If below 15 members appears				If net loss is greater than 20% appears			If no report in 3 months appears in	When more than one year appears in	Number of repeat terms	Notes the officers that do not have appears in an active	If no report at 12 months red			
Clubs less than two years old																		
155417	Hsinchu City Glorious	08/14/2023	Active	28	5	0	5	21.74%	27		1			T,M,VP,SC	7		\$1,000.00	
	Exc Award (06/30/2024)																	
179041	HSINCHU COUNTY TECHNOLOGY	11/05/2024	Active	30	30	0	30	100.00%	0		5			T,M,VP,SC	2			
175940	Jhunan Li Jing	07/23/2024	Active	41	53	12	41	100.00%	0	0	4			T,M,VP,SC	N/R		\$9,000.00	
Clubs more than two years old																		
136310	Baoshan	09/05/2018	Active	27	9	1	8	42.11%	23	0	1			M,VP	1			
	Exc Award (06/30/2023)																	
41051	CHIUNGLIN	03/26/1982	Active	6	0	0	0	0.00%	6		8			P,S,T,M,VP SC	24+			
23366	CHU NAN	11/03/1968	Active	33	1	0	1	3.13%	41		4			T,M,VP,SC	1		\$10,000.00	
	Exc Award (06/30/2018, 06/30/2023)																	
45429	CHU NAN SOUTHWEST	10/28/1985	Active	61	3	0	3	5.17%	62		7			S,T,M,VP,SC	24+		\$13,000.00	
	Exc Award (06/30/2022)																	
56218	CHU NAN UNION	11/07/1994	Active	32	2	0	2	6.67%	39		1			P,T,M,VP,SC	15		\$3,000.00	
	Exc Award (06/30/2016, 06/30/2022, 06/30/20)																	
133548	Chupei City Da Shing	01/03/2018	Active	31	4	0	4	14.81%	29		8			P,T,M,VP,SC	N/A		\$1,000.00	
	Exc Award (06/30/2023)																	
55952	CHUPEI HWA HSING	06/28/1994	Active	50	4	1	3	6.38%	48	17	4			S,T,M,VP,SC	24+		\$19,000.00	
	Exc Award (06/30/2016, 06/30/2017, 06/30/20)																	
58397	CHUPEI HWA MEI	06/10/1996	Active	38	11	0	11	40.74%	58		1			P,T,M,VP,SC	5		\$4,000.00	
	Exc Award (06/30/2017, 06/30/2020, 06/30/20)																	
40543	CHUPEI L C	11/16/1981	Active	58	7	4	3	5.45%	59	2	0			P,S,T,M,VP SC	24+		220,000.00	
	Exc Award (06/30/2017, 06/30/2022)																	
46080	CHUTUNG TA TUNG	04/28/1986	Active	30	6	4	2	7.14%	30	11	2			P,T,M,VP,SC	24+		\$2,000.00	
	Exc Award (06/30/2021, 06/30/2023, 06/30/20)																	
53610	CHUTUNG TSYR AN	08/25/1992	Active	8	0	0	0	0.00%	9		8		2	P,S,T,M,VP SC	24+		\$5,000.00	
41389	HOULUNG L C	05/17/1982	Active	40	3	1	2	5.26%	57	43	4			P,S,T,M,VP SC	24+		\$5,000.00	
	Exc Award (06/30/2016, 06/30/2022, 06/30/20)																	



Club Health Assessment for District 300B 6 through April 2025

			Status	Membership						Reports					Finance		LCIF
Club Number	Club Name	Charter Date		Current Member Count	YTD Members Added	YTD Members Dropped	YTD Net Growth	YTD Net Growth%	Member Count 12 Months Ago	Avg. length of service for dropped members	Months Since Last MMR ***	Yrs. Since Last Officer Report	President Rotation	Vice President Reported ****	Months Since Last Activity Report ***	Account Balance	Donations for current Fiscal Year
			Number of times on status quo within last two years	If below 15 members appears					If net loss is greater than 20% appears		If no report in 3 months appears in	When more than one year appears in	Number of repeat terms	Notes the officers that do not have an active	If no report at 12 months red		
40377	HSIN FENG L C	09/16/1981	Active	32	2	0	2	6.67%	49		1			P,S,T,M,VP SC	24+		\$7,100.00
Exc Award (06/30/2016, 06/30/2021, 06/30/2022)																	
52545	HSIN PU HSIN HSIN	02/20/1992	Active	38	1	0	1	2.70%	49		3			P,S,T,M,VP SC	13		\$3,000.00
Exc Award (06/30/2022, 06/30/2023)																	
39913	HSIN PU VILLAGE L C	05/20/1981	Active	33	3	3	0	0.00%	35	9	1			P,M,VP,SC	13		\$9,000.00
Exc Award (06/30/2016, 06/30/2022, 06/30/2023)																	
23372	HSINCHU	03/13/1966	Active	34	4	0	4	13.33%	40		7			P,M,VP,SC	4		\$5,000.00
Exc Award (06/30/2017, 06/30/2022)																	
23373	HSINCHU CENTRAL	10/18/1970	Active	152	32	7	25	19.69%	136	0	0			M,VP	20		\$59,000.00
Exc Award (06/30/2016, 06/30/2019, 06/30/2022)																	
98370	HSINCHU CHENAI	01/26/2007	Active	28	10	0	10	55.56%	27		8			P,S,T,M,VP SC	24+		\$1,000.00
Exc Award (06/30/2023)																	
34405	HSINCHU CHENG KUNG	08/08/1977	Active	31	3	1	2	6.90%	31	2	1			P,S,T,M,VP SC	24+		
Exc Award (06/30/2017, 06/30/2023, 06/30/2024)																	
44572	HSINCHU CHENG TE	01/31/1985	Active	35	9	0	9	34.62%	37		1			M,VP,SC	24+		\$4,000.00
Exc Award (06/30/2016, 06/30/2023)																	
135968	Hsinchu Chihyin Arts	08/22/2018	Active	15	8	3	5	50.00%	23	3	2			P,T,M,VP,SC	15		
Exc Award (06/30/2023)																	
55610	HSINCHU CHU KUANG	04/27/1994	Active	18	6	2	4	28.57%	19	0	4			P,S,T,M,VP SC	24+		
38871	HSINCHU CHUNG CHENG L C	08/29/1980	Active	39	7	1	6	18.18%	37	24	3			P,S,T,M,VP SC	24+		\$3,000.00
Exc Award (06/30/2023)																	
55113	HSINCHU CHUNG HSIAO	12/08/1993	Active	28	5	0	5	21.74%	22		5			M,VP,SC	1		\$5,000.00
Exc Award (06/30/2016)																	
53858	HSINCHU CHUNG HSING	12/01/1992	Active	49	3	1	2	4.26%	68	1	4			P,M,VP,SC	3		\$5,000.00
Exc Award (06/30/2016, 06/30/2023)																	
42451	HSINCHU CHUNG SHAN	03/21/1983	Active	19	1	0	1	5.56%	19		7			P,S,T,M,VP SC	24+		\$1,000.00
Exc Award (06/30/2023)																	
151901	Hsinchu City Happy	07/22/2022	Active	41	14	0	14	51.85%	112		1		2	T,M,VP,SC	N/R		\$1,000.00
Exc Award (06/30/2023)																	



Club Health Assessment for District 300B 6 through April 2025

			Status	Membership						Reports					Finance	LCIF	
Club Number	Club Name	Charter Date		Current Member Count	YTD Members Added	YTD Members Dropped	YTD Net Growth	YTD Net Growth%	Member Count 12 Months Ago	Avg. length of service for dropped members	Months Since Last MMR ***	Yrs. Since Last Officer Report	President Rotation	Vice President Reported ****	Months Since Last Activity Report ***	Account Balance	Donations for current Fiscal Year
			Number of times on status quo within last two years	If below 15 members appears				If net loss is greater than 20% appears			If no report in 3 months appears in	When more than one year appears in	Number of repeat terms	Notes the officers that do not have appears in an active	If no report at 12 months red		
135969	Hsinchu City Hsinyun	08/22/2018	Active	28	5	0	5	21.74%	49		6			P,M,VP,SC	14		\$3,000.00
	Exc Award (06/30/2021, 06/30/2024)																
139354	Hsinchu City Queen	07/29/2019	Active	49	22	0	22	81.48%	29		0			M,VP,SC	6		\$8,300.00
	Exc Award (06/30/2021, 06/30/2023, 06/30/2024)																
50883	HSINCHU CITY REN TE	08/08/1990	Active	40	24	0	24	150.00%	21		7			P,S,T,M,VP SC	24+		\$22,000.00
	Exc Award (06/30/2017)																
118204	HSINCHU CITY WEBINAR	10/29/2012	Active	28	20	0	20	250.00%	10		2			T,M,VP,SC	8		\$7,010.00
	Exc Award (06/30/2022)																
129133	Hsinchu County Cultural & Educational	11/30/2016	Active	20	20	0	20	100.00%	4		2			P,T,M,VP,SC	N/A		
	Exc Award (06/30/2023)																
98371	HSINCHU COUNTY FENGHSIN	01/26/2007	Active	40	21	0	21	110.53%	55		2			M,VP,SC	6		\$5,000.00
	Exc Award (06/30/2016, 06/30/2021, 06/30/2024)																
126614	Hsinchu County Shan Chi	01/27/2016	Active	18	4	0	4	28.57%	25		8			T,M,VP,SC	24+		\$5,000.00
	Exc Award (06/30/2022)																
128449	Hsinchu County Volunteer Firemen	09/13/2016	Active	14	2	3	-1	-6.67%	20	4	3		2	T,M,VP,SC	N/A		
105360	HSINCHU FENG CHENG	05/01/2009	Active	40	9	7	2	5.26%	45	5	1			M,VP,SC	2		\$3,000.00
	Exc Award (06/30/2017, 06/30/2021, 06/30/2024)																
45304	HSINCHU GUAN TUNG	07/23/1985	Active	46	21	0	21	84.00%	52		2			T,M,VP,SC	3		\$5,000.00
	Exc Award (06/30/2016)																
42855	HSINCHU HENGSHAN	06/13/1983	Active	11	3	4	-1	-8.33%	18	10	3			P,S,T,M,VP SC	24+		
	Exc Award (06/30/2023)																
37711	HSINCHU HSIEN CHU TUNG	11/26/1979	Active	29	9	1	8	38.10%	27	1	8			P,S,M,VP,SC	13		\$3,000.00
	Exc Award (06/30/2017, 06/30/2020, 06/30/2024)																
51757	HSINCHU HSIN HSING	06/03/1991	Active	25	4	0	4	19.05%	21		8			T,M,VP,SC	24+		\$2,000.00
	Exc Award (06/30/2023)																
51520	HSINCHU KUANG HUI	04/04/1991	Active	34	7	2	5	17.24%	40	2	1			T,M,VP,SC	16		\$13,000.00
	Exc Award (06/30/2017, 06/30/2022, 06/30/2024)																
43167	HSINCHU KUANG HWA	11/07/1983	Active	87	16	6	10	12.99%	94	13	0			P,T,M,VP,SC	24+		\$21,000.00




Club Health Assessment for District 300B 6 through April 2025

			Status	Membership							Reports					Finance	LCIF
Club Number	Club Name	Charter Date		Current Member Count	YTD Members Added	YTD Members Dropped	YTD Net Growth	YTD Net Growth%	Member Count 12 Months Ago	Avg. length of service for dropped members	Months Since Last MMR ***	Yrs. Since Last Officer Report	President Rotation	Vice President Reported ****	Months Since Last Activity Report ***	Account Balance	Donations for current Fiscal Year
			Number of times on status quo within last two years	If below 15 members appears					If net loss is greater than 20% appears			If no report in 3 months appears in	When more than one year appears in	Number of repeat terms	Notes the officers that do not have an active	If no report at 12 months appears in red	
Exc Award (06/30/2016, 06/30/2021, 06/30/2023)	104323 HSINCHU KUANG YAO	01/09/2009	Active	49	14	0	14	40.00%	90		7			P,T,M,VP,SC	24+		\$30,000.01
Exc Award (06/30/2016, 06/30/2021)	66508 HSINCHU MING YAO	07/29/2002	Active	10	3	0	3	42.86%	7		1			P,S,M,VP,SC	24+		\$1,000.00
Exc Award (06/30/2016, 06/30/2017, 06/30/2023)	43790 HSINCHU OMEI	04/02/1984	Active	30	0	0	0	0.00%	32		8			P,S,T,M,VP SC	24+		\$1,000.00
Exc Award (06/30/2016, 06/30/2023)	40325 HSINCHU PEI PU	08/27/1981	Active	44	0	11	-11	-20.00%	47	4	0			P,T,M,VP,SC	8		
Exc Award (06/30/2022)	61662 HSINCHU PHOENIX	03/24/1999	Active	35	8	33	-25	-41.67%	72	2	1			T,M,VP,SC	3		\$3,000.00
Exc Award (06/30/2016, 06/30/2019, 06/30/2023)	48084 HSINCHU PO AI	01/25/1988	Active	51	11	0	11	27.50%	47		1			M,VP	16		\$9,000.00
Exc Award (06/30/2017, 06/30/2018, 06/30/2023)	136527 Hsinchu Rich and Moral	09/26/2018	Active	8	3	0	3	60.00%	17		8			P,T,M,VP,SC	N/A		
Exc Award (06/30/2023)	49209 HSINCHU TSUR HUEY	02/06/1989	Active	25	0	0	0	0.00%	27		2			S,T,M,VP,SC	24+		\$6,000.00
Exc Award (06/30/2023)	57294 HSINCHU UNICORN	08/18/1995	Active	26	1	1	0	0.00%	47	17	4			P,S,T,M,VP SC	24+		\$3,000.00
Exc Award (06/30/2016, 06/30/2022, 06/30/2023)	147773 Hsinchu Yushan	08/02/2021	Active	61	16	1	15	32.61%	66	15	0			P,T,M,VP,SC	1		\$7,000.00
Exc Award (06/30/2023)	57828 HSINPU SUNG YUN	02/12/1996	Active	18	1	1	0	0.00%	35	22	1			M,VP,SC	1		\$10,000.00
Exc Award (06/30/2016, 06/30/2021, 06/30/2023)	51579 HU KOU HSIANG HSI HWU	04/24/1991	Active	41	16	0	16	64.00%	28		7			P,T,M,VP,SC	24+		\$2,000.00
Exc Award (06/30/2024)	48308 KUAN HSI HUEY CHYUN	03/24/1988	Active	64	15	0	15	30.61%	63		0			P,M,VP,SC	8		\$7,000.00
Exc Award (06/03/2016, 06/30/2021, 06/30/2023)	43383 KUNGKUAN	01/10/1984	Active	45	8	1	7	18.42%	61	4	3			S,T,M,VP,SC	12		\$33,000.00
Exc Award (06/30/2017, 06/30/2023)																	




Club Health Assessment for District 300B 6 through April 2025

			Status	Membership							Reports					Finance	LCIF
Club Number	Club Name	Charter Date		Current Member Count	YTD Members Added	YTD Members Dropped	YTD Net Growth	YTD Net Growth%	Member Count 12 Months Ago	Avg. length of service for dropped members	Months Since Last MMR ***	Yrs. Since Last Officer Report	President Rotation	Vice President Reported ****	Months Since Last Activity Report ***	Account Balance	Donations for current Fiscal Year
			Number of times on status quo within last two years	If below 15 members appears				If net loss is greater than 20% appears			If no report in 3 months appears in	When more than one year appears in	Number of repeat terms	Notes the officers that do not have appears in an active	If no report at 12 months red		
40545	KWANHSI L C	11/16/1981	Active	79	20	0	20	33.90%	65		1			P,M,VP,SC	14		\$6,000.00
	Exc Award (06/30/2017)																
23385	MIAOLI	04/04/1965	Active	25	8	3	5	25.00%	30	2	0			P,T,M,VP,SC	24+		
	Exc Award (06/30/2023)																
42578	MIAOLI CENTRAL	04/29/1983	Active	27	6	1	5	22.73%	28	33	3			T,M,VP,SC	3		\$2,000.00
	Exc Award (06/30/2016, 06/30/2022, 06/30/2023)																
104568	MIAOLI COUNTY HSIN YA	02/03/2009	Active	30	3	1	2	7.14%	33	0	4			P,T,M,VP,SC	1		\$7,000.00
	Exc Award (06/30/2016, 06/30/2023, 06/30/2024)																
67163	MIAOLI COUNTY NAN FENG	01/28/2003	Active	28	3	1	2	7.69%	39	16	6			P,S,T,M,VP SC	15		\$6,000.00
	Exc Award (06/30/2016, 06/30/2021, 06/30/2022)																
59269	MIAOLI GREAT LAKE	03/20/1997	Active	27	9	1	8	42.11%	33	0	1			P,T,M,VP,SC	24+		
	Exc Award (06/30/2016, 06/30/2021, 06/30/2022)																
52906	MIAOLI HWA HSIN	04/14/1992	Active	23	5	7	-2	-8.00%	69	8	2			M,VP,SC	24+		\$8,000.00
	Exc Award (06/30/2017, 06/30/2022, 06/30/2023)																
60673	MIAOLI YUFENG	04/21/1998	Active	32	6	0	6	23.08%	39		0			P,S,T,M,VP SC	13		\$13,000.00
	Exc Award (06/30/2017, 06/30/2019, 06/30/2020)																
52762	TORNG LWO	03/31/1992	Cancelled(6*)	0	0	0	0	0.00%	29		9	1	None	P,S,T,M,VP SC	24+		
	Exc Award (06/30/2016, 06/30/2023)																
32831	TOUFEN	10/12/1976	Active	44	7	1	6	15.79%	40	18	4			P,S,T,M,VP SC	24+		\$4,000.00
	Exc Award (06/30/2016, 06/30/2023)																
53569	TOUFEN DONG SHENG	08/06/1992	Active	32	1	0	1	3.23%	39		8			P,T,M,VP,SC	14		\$10,000.00
	Exc Award (06/30/2016, 06/30/2021)																
50591	TOUFEN HSIN YI	05/23/1990	Active	28	2	0	2	7.69%	38		8			P,S,T,M,VP SC	24+		\$1,000.00
58802	TOUFEN TOWN HUEI KUANG	10/29/1996	Active	26	7	0	7	36.84%	47		7			M,VP,SC	3		\$6,000.00
	Exc Award (06/30/2018, 06/30/2022)																
95731	TOUWU	02/17/2006	Active	27	0	5	-5	-15.63%	33	4	4			P,S,T,M,VP SC	24+		\$3,000.00
	Exc Award (06/30/2023)																
36500	TUNG HSIAO	01/29/1979	Active	27	1	0	1	3.85%	59		7			M,VP,SC	20		\$7,000.00
	Exc Award (06/30/2016, 06/30/2022, 06/30/2023)																



Club Health Assessment for District 300B 6 through April 2025

			Status							Membership							Reports				Finance		LCIF
Club Number	Club Name	Charter Date		Current Member Count	YTD Members Added	YTD Members Dropped	YTD Net Growth	YTD Net Growth%	Member Count 12 Months Ago	Avg. length of service for dropped members	Months Since Last MMR ***	Yrs. Since Last Officer Report	President Rotation	Vice President Reported ****	Months Since Last Activity Report ***	Account Balance	Donations for current Fiscal Year						
			Number of times on status quo within last two years	If below 15 members appears				If net loss is greater than 20% appears			If no report in 3 months appears in	When more than one year appears in	Number of repeat terms	Notes the officers that do not have an active	If no report at 12 months appears in red								
57887	TUNG HSIAO LILY	02/20/1996	Active	28	3	0	3	12.00%	36		7			T,M,VP,SC	1								
	Exc Award (06/30/2016, 06/30/2023)																						
33458	YUAN LI L C	03/14/1977	Active	24	2	0	2	9.09%	27		1			P,S,M,VP	3		\$2,000.00						
	Exc Award (06/30/2016, 06/30/2022, 06/30/20)																						
51758	YUAN LI TOWN TSYR YING	06/03/1991	Active	21	3	0	3	16.67%	18		3			P,S,T,M,VP SC	20		\$1,000.00						
	Exc Award (06/30/2016, 06/30/2023, 06/30/20)																						
Current Total Clubs Count	YTD New Clubs Count	YTD Cancelled Clubs Count	YTD Net Club Gain	Current Total Members Count	YTD Add	YTD Drop	YTD Net Growth	YTD Net Growth %	Member Count 12 Months Ago	Average Member Count Per Club	% of Clubs with less than 20 members	% No MMR in 3 Months	% No Officer Report in 12 Months	% of Clubs with balance 90+ days	Number of Clubs in Status Quo	% Status Quo Clubs in Financial Suspension	Number of Cancelled Clubs	Average Cancelled Club Age	Members Lost Due to Cancellation	% of Clubs Cancelled for Non-Financial Reasons			
76	2	1	1	2,649	615	132	483	22.30%	3,043	35	14%	54%	0%	0%	0	0%	1	33	0	100%			

* - P - Priority Club. Cancellation Reasons: 1-Objectives/conduct, 2-Non-active club, 5-Non-existing club, 6-Disbanding, 7-Merger, 8-Financial Suspension, 9-District/Multiple District Dues.

** - Abbreviation: P-President, S-Secretary, T-Treasurer, M-Member Chairperson, VP-First Vice President, MC-Communications Chairperson, SC-Service Chairperson

*** - Abbreviation: N/R - Never reported using the Lions Clubs website, N/A - Not applicable, No password registered for the Lions Clubs website.

**** - Abbreviation: N - New, IP - Immediate Past, R - Repeat.




Club Health Assessment for District 300C 1 through April 2025

			Status	Membership							Reports					Finance		LCIF
Club Number	Club Name	Charter Date		Current Member Count	YTD Members Added	YTD Members Dropped	YTD Net Growth	YTD Net Growth%	Member Count 12 Months Ago	Avg. length of service for dropped members	Months Since Last MMR ***	Yrs. Since Last Officer Report	President Rotation	Vice President Reported ****	Months Since Last Activity Report ***	Account Balance	Donations for current Fiscal Year	
			Number of times on status quo within last two years	If below 15 members appears				If net loss is greater than 20% appears			If no report in 3 months appears in	When more than one year appears in	Number of repeat terms		Notes the officers that do not have an active	If no report at 12 months appears in red		
Clubs less than two years old																		
156017	Taichung Big Family	09/22/2023	Active	25	0	2	-2	-7.41%	30	1	0			N	P,S,T,M,VP SC	N/A		\$2,000.00
178073	Taichung Chung Hsin	09/19/2024	Active	30	31	1	30	100.00%	0	0	0				M,VP,SC	N/R		\$1,000.01
155922	Taichung Da Taichung	09/22/2023	Active	57	10	0	10	21.28%	47		1			N	S,T,M,VP,SC	N/R		\$2,000.01
180803	Taichung Fly Badminton	02/14/2025	Newly Chartered	20	20	0	20	100.00%	0		2				M,VP,SC	N/A		
155921	Taichung Fu Wei	09/14/2023	Active	45	0	0	0	0.00%	45		12			N	P,T,M,VP,SC	N/A		\$1,000.00
155920	Taichung Ming Shi	09/19/2023	Active	67	24	32	-8	-10.67%	75	2	0		None		P,S,T,M,VP SC	N/R		\$7,000.03
Exc Award (06/30/2024)																		
175020	Taichung Yuanlin Baiguoshan	07/23/2024	Active	23	23	0	23	100.00%	0		0				M,VP,SC	N/A		
Clubs more than two years old																		
23403	TAICHUNG	05/01/1959	Active	46	10	2	8	21.05%	39	0	0			N	P,S,T,M,VP SC	24+		\$6,000.04
Exc Award (06/30/2016)																		
60267	TAICHUNG A P	01/05/1998	Active	45	19	1	18	66.67%	54	1	0			N	P,S,T,M,VP SC	24+		\$10,000.03
Exc Award (06/30/2018, 06/30/2019, 06/30/2020)																		
68740	TAICHUNG CELEBRITY	05/05/2003	Active	76	1	0	1	1.33%	103		0			N	P,S,T,M,SC	24+		\$10,000.08
Exc Award (06/30/2019, 06/30/2021, 06/30/2022)																		
23404	TAICHUNG CENTRAL	06/02/1969	Active	36	7	0	7	24.14%	46		1				P,S,T,M,VP SC	24+		\$11,000.08
Exc Award (06/30/2023)																		
101587	TAICHUNG CHAOYANG LEO	06/04/2008	Active	1	1	0	1	100.00%	8		9		2		P,S,T,M,VP SC	N/R		
40268	TAICHUNG CHEN TA DENG	07/27/1981	Active	52	6	0	6	13.04%	52		0			N	P,S,T,M,SC	24+		\$3,000.01
Exc Award (06/30/2018, 06/30/2024)																		
47887	TAICHUNG CHIN LAN	11/25/1987	Active	30	5	0	5	20.00%	38		0				P,M,VP,SC	24+		\$1,000.01
Exc Award (06/30/2017, 06/30/2018, 06/30/2020)																		
32751	TAICHUNG CHIN LUNG	09/27/1976	Active	29	3	0	3	11.54%	53		0				P,S,T,M,VP SC	24+	90+ Days	\$3,000.13
Exc Award (06/30/2017, 06/30/2018, 06/30/2020)																		
23406	TAICHUNG CHUNG CHENG	10/20/1971	Active	48	3	0	3	6.67%	48		0				P,S,T,M,VP SC	24+		
Exc Award (06/30/2016, 06/30/2018, 06/30/2020)																		



Club Health Assessment for District 300C 1 through April 2025

			Status	Membership							Reports					Finance	LCIF
Club Number	Club Name	Charter Date		Current Member Count	YTD Members Added	YTD Members Dropped	YTD Net Growth	YTD Net Growth%	Member Count 12 Months Ago	Avg. length of service for dropped members	Months Since Last MMR ***	Yrs. Since Last Officer Report	President Rotation	Vice President Reported ****	Months Since Last Activity Report ***	Account Balance	Donations for current Fiscal Year
			Number of times on status quo within last two years	If below 15 members appears				If net loss is greater than 20% appears			If no report in 3 months appears in	When more than one year appears in	Number of repeat terms	Notes the officers that do not have an active	If no report at 12 months red		
98303	TAICHUNG CHUNG MEI	01/16/2007	Active	30	4	1	3	11.11%	45	1	0			N	P,S,T,M,VP SC	24+	\$5,000.03
	Exc Award (06/30/2016, 06/30/2017, 06/30/2018)																
48624	TAICHUNG DER SHIN	05/23/1988	Active	39	11	0	11	39.29%	48		2			N	S,T,M,VP,SC	24+	\$5,000.04
	Exc Award (06/30/2017, 06/30/2018, 06/30/2019)																
54827	TAICHUNG DONG MEI	08/17/1993	Active	73	24	4	20	37.74%	62	5	0				P,S,T,M,VP SC	24+	\$11,000.07
	Exc Award (06/30/2016, 06/30/2018, 06/30/2019)																
23407	TAICHUNG DOWNTOWN	03/24/1961	Active	64	4	0	4	6.67%	60		0				P,S,T,M,VP SC	24+	\$14,000.03
	Exc Award (06/30/2023)																
135966	Taichung Excellence	08/01/2018	Cancelled(8*)	0	0	26	-26	-100.00%	54	5	3	1	None		P,S,T,M,VP SC	N/R	90+ Days
	Exc Award (06/30/2022)																
96995	TAICHUNG FOUR SEASON	04/24/2006	Active	30	3	1	2	7.14%	41	1	0				P,T,M,VP,SC	24+	\$5,000.04
	Exc Award (06/30/2016)																
142237	Taichung Fu Hui	07/29/2020	Active	58	13	0	13	28.89%	50		0			N	S,T,M,VP,SC	N/A	\$8,000.01
	Exc Award (06/30/2021, 06/30/2023)																
151843	Taichung Fu Jen	08/05/2022	Active	45	10	0	10	28.57%	46		0			N	S,T,M,SC	N/A	\$1,000.01
153568	Taichung Fu Ju	02/02/2023	Active	28	3	0	3	12.00%	25		1			N	P,S,M,VP,SC	N/R	\$1,000.01
151847	Taichung Fu Te	08/04/2022	Active	38	10	0	10	35.71%	31		0			N	P,T,M,VP,SC	N/A	\$1,000.01
	Exc Award (06/30/2023)																
125556	Taichung Fulun	08/18/2015	Active	262	7	1	6	2.34%	270	2	0			N	P,S,T,M,SC	N/A	\$14,000.00
	Exc Award (06/30/2016, 06/30/2018, 06/30/2019)																
29754	TAICHUNG GREEN STREAM	08/22/1974	Active	51	6	0	6	13.33%	58		6			N	P,S,T,M,VP SC	24+	
	Exc Award (06/30/2016, 06/30/2022)																
53552	TAICHUNG HONG YU	07/28/1992	Active	30	12	2	10	50.00%	32	20	0			N	P,S,T,M,VP SC	24+	\$5,000.02
	Exc Award (06/30/2018)																
41052	TAICHUNG JEN AI	03/16/1982	Active	109	4	0	4	3.81%	117		0			N	P,S,T,M,SC	24+	\$2,000.00
	Exc Award (06/30/2016, 06/30/2019)																
152671	Taichung Jen Xin	09/23/2022	Active	40	3	0	3	8.11%	37		4			N	P,S,T,M,VP SC	N/A	\$1,000.01
	Exc Award (06/30/2024)																
47167	TAICHUNG JEN YU	04/06/1987	Active	12	1	2	-1	-7.69%	26	2	4			N	P,S,T,M,VP SC	24+	



Club Health Assessment for District 300C 1 through April 2025

			Status	Membership							Reports					Finance	LCIF	
Club Number	Club Name	Charter Date		Current Member Count	YTD Members Added	YTD Members Dropped	YTD Net Growth	YTD Net Growth%	Member Count 12 Months Ago	Avg. length of service for dropped members	Months Since Last MMR ***	Yrs. Since Last Officer Report	President Rotation	Vice President Reported ****	Months Since Last Activity Report ***	Account Balance	Donations for current Fiscal Year	
			Number of times on status quo within last two years	If below 15 members appears				If net loss is greater than 20% appears			If no report in 3 months appears in	When more than one year appears in	Number of repeat terms		Notes the officers that do not have an active	If no report at 12 months appears in red		
Exc Award (06/30/2017)																		
33457	TAICHUNG KUANG HUA	03/16/1977	Active	30	0	0	0	0.00%	32		0			N	P,S,T,M,VP SC	24+		\$2,000.01
Exc Award (06/30/2017, 06/30/2018, 06/30/2020)																		
23410	TAICHUNG MIDTOWN	07/26/1973	Active	51	1	45	-44	-46.32%	98	7	0			N	P,S,M,SC	24+		\$34,000.19
Exc Award (06/30/2016, 06/30/2018, 06/30/2020)																		
55783	TAICHUNG ORIENT	06/02/1994	Active	25	0	0	0	0.00%	45		10			N	P,S,T,M,VP SC	24+		
47848	TAICHUNG PEACE	11/03/1987	Active	28	6	0	6	27.27%	22		0			N	P,S,T,M,VP SC	24+		\$9,000.02
Exc Award (06/30/2018, 06/30/2021)																		
29932	TAICHUNG PEI TUN	11/11/1974	Active	58	6	1	5	9.43%	52	4	0			R	P,S,T,M,VP SC	24+		\$7,000.00
Exc Award (06/30/2018, 06/30/2024, 07/30/2020)																		
57283	TAICHUNG PROGRESS	08/09/1995	Active	30	4	1	3	11.11%	31	13	0			N	P,S,T,M,VP SC	24+		\$2,000.02
Exc Award (06/30/2024)																		
51632	TAICHUNG ROYAL	05/06/1991	Active	28	3	0	3	12.00%	35		0				P,T,M,VP,SC	24+		\$5,000.01
151844	Taichung Shan Ming	08/05/2022	Active	70	10	1	9	14.75%	69	14	0			N	P,S,T,M,VP SC	N/A		\$21,000.01
Exc Award (06/30/2023)																		
23413	TAICHUNG SOUTHEAST	03/28/1971	Active	51	5	3	2	4.08%	52	17	0			N	P,S,T,M,VP SC	N/R		\$3,000.01
31284	TAICHUNG SUNLIGHT	10/17/1975	Active	21	5	2	3	16.67%	27	2	0			N	P,S,T,M,VP SC	N/R		
53513	TAICHUNG TIMES	07/17/1992	Active	39	5	8	-3	-7.14%	55	4	0			N	P,S,T,M,VP SC	24+		\$3,000.00
Exc Award (06/30/2016, 06/30/2018, 06/30/2020)																		
54828	TAICHUNG TUNG HSING	08/17/1993	Active	28	3	0	3	12.00%	27		0				P,T,M,VP,SC	24+		\$1,000.01
Exc Award (06/30/2016, 06/30/2018)																		
37486	TAICHUNG TZU CHANG	08/16/1979	Active	55	0	10	-10	-15.38%	72	4	1			N	S,T,M,VP,SC	24+		\$4,000.04
Exc Award (06/30/2016, 06/30/2018, 06/30/2020)																		
45188	TAICHUNG TZU CHIH	06/25/1985	Active	69	4	0	4	6.15%	81		0			N	P,S,T,M,VP SC	24+		\$13,000.00
Exc Award (06/30/2016, 06/30/2018)																		
128762	Taichung Xin Wang	08/29/2016	Active	54	8	1	7	14.89%	48	8	1				P,S,T,M,VP SC	N/A		\$3,999.98
Exc Award (06/30/2018, 06/30/2021)																		



Club Health Assessment for District 300C 1 through April 2025

Club Number			Club Name			Charter Date			Status					Membership					Reports					Finance		LCIF
									Current Member Count	YTD Members Added	YTD Members Dropped	YTD Net Growth	YTD Net Growth%	Member Count 12 Months Ago	Avg. length of service for dropped members	Months Since Last MMR ***	Yrs. Since Last Officer Report	President Rotation	Vice President Reported ****	Months Since Last Activity Report ***	Account Balance	Donations for current Fiscal Year				
									Number of times on status quo within last two years	If below 15 members appears			If net loss is greater than 20% appears			If no report in 3 months appears in		When more than one year appears in	Number of repeat terms	Notes the officers that do not have an active		If no report at 12 months appears in red				
Current Total Clubs Count	YTD New Clubs Count	YTD Cancelled Clubs Count	YTD Net Club Gain	Current Total Members Count	YTD Add	YTD Drop	YTD Net Growth	YTD Net Growth %	Member Count 12 Months Ago	Average Member Count Per Club	% of Clubs with less than 20 members	% No MMR in 3 Months	% No Officer Report in 12 Months	% of Clubs with balance 90+ days	Number of Clubs in Status Quo	% Status Quo Clubs in Financial Suspension	Number of Cancelled Clubs	Average Cancelled Club Age	Members Lost Due to Cancellation	% of Clubs Cancelled for Non-Financial Reasons						
46	3	1	2	2,176	338	147	191	9.62%	2,386	47	4%	13%	0%	2%	0	0%	1	6	26	0%						

* - P - Priority Club. Cancellation Reasons: 1-Objectives/conduct, 2-Non-active club, 5-Non-existing club, 6-Disbanding, 7-Merger, 8-Financial Suspension, 9-District/Multiple District Dues.

** - Abbreviation: P-President, S-Secretary, T-Treasurer, M-Member Chairperson, VP-First Vice President, MC-Communications Chairperson, SC-Service Chairperson

*** - Abbreviation: N/R - Never reported using the Lions Clubs website, N/A - Not applicable, No password registered for the Lions Clubs website.

**** - Abbreviation: N - New, IP - Immediate Past, R - Repeat.



Club Health Assessment for District 300C 2 through April 2025

			Status	Membership							Reports					Finance		LCIF
Club Number	Club Name	Charter Date		Current Member Count	YTD Members Added	YTD Members Dropped	YTD Net Growth	YTD Net Growth%	Member Count 12 Months Ago	Avg. length of service for dropped members	Months Since Last MMR ***	Yrs. Since Last Officer Report	President Rotation	Vice President Reported ****	Months Since Last Activity Report ***	Account Balance	Donations for current Fiscal Year	
			Number of times on status quo within last two years	If below 15 members appears				If net loss is greater than 20% appears			If no report in 3 months appears in	When more than one year appears in	Number of repeat terms	Notes the officers that do not have an active	If no report at 12 months appears in red			
Clubs less than two years old																		
155504	Taichung City Chun Ho	08/31/2023	Active	21	4	5	-1	-4.55%	30	1	0		2	S,M,VP,SC	N/A		\$4,000.00	
	Exc Award (06/30/2024)																	
175131	Taichung City Tung Hai	08/02/2024	Active	43	44	1	43	100.00%	0	4	1			S,M,VP,SC	N/A		\$2,000.00	
179197	Taichung Jin Ku La	11/27/2024	Active	60	60	0	60	100.00%	0		5			M,VP,SC	N/A		\$10,000.00	
Clubs more than two years old																		
32896	CHING SHUI L C	10/28/1976	Active	41	14	1	13	46.43%	36	0	4			N	P,S,T,M,VP SC	17	\$5,000.00	
	Exc Award (06/30/2017, 06/30/2020, 06/30/20																	
52841	DA LI CHONG KUANG	04/08/1992	Active	50	6	1	5	11.11%	52	28	4			N	P,S,T,M,VP SC	16	\$3,000.00	
	Exc Award (06/30/2017, 06/30/2018, 06/30/20																	
97255	DA LI DA FENG	06/01/2006	Active	30	3	1	2	7.14%	66	1	3				P,S,T,M,VP SC	24+	\$6,000.00	
	Exc Award (06/30/2019, 06/30/2023)																	
33894	DA LI L C	05/06/1977	Active	104	6	7	-1	-0.95%	116	6	3			N	P,S,T,M,VP SC	24	\$13,000.00	
	Exc Award (06/30/2017, 06/30/2018, 06/30/20																	
54074	DA LI LI SHIN	02/10/1993	Active	30	7	1	6	25.00%	42	1	4				P,S,T,M,VP SC	24+	\$6,000.00	
	Exc Award (06/30/2016, 06/30/2019, 06/30/20																	
78618	DA LI TSAO HU	03/29/2004	Active	42	7	2	5	13.51%	43	5	7			N	P,S,T,M,VP SC	24+	\$2,000.00	
	Exc Award (06/30/2021, 06/30/2024)																	
84669	DA LI YU CHENG	01/06/2005	Active	42	7	0	7	20.00%	36		6				S,T,M,VP,SC	24+	\$3,000.00	
	Exc Award (06/30/2018, 06/30/2022)																	
23369	FENG YUAN	08/15/1970	Active	50	1	2	-1	-1.96%	58	40	1			N	P,S,T,M,VP SC	24+	\$10,000.00	
	Exc Award (06/30/2016)																	
23370	FENG YUAN CENTRAL	07/31/1973	Active	75	4	3	1	1.35%	90	25	0			N	P,S,T,M,VP SC	24+	\$38,000.00	
	Exc Award (06/30/2016, 06/30/2017, 06/30/20																	
132310	Feng Yuan Wei Mei	07/25/2017	Active	48	6	0	6	14.29%	52		9			N	S,T,M,VP,SC	N/A	\$20,000.00	
	Exc Award (06/30/2018, 06/30/2019, 06/30/20																	
78362	FENG YUAN WEN WU	02/25/2004	Active	54	8	2	6	12.50%	74	3	0			N	M,SC	24+	\$11,000.00	
	Exc Award (06/30/2016, 06/30/2021)																	



Club Health Assessment for District 300C 2 through April 2025

			Status	Membership							Reports					Finance		LCIF
Club Number	Club Name	Charter Date		Current Member Count	YTD Members Added	YTD Members Dropped	YTD Net Growth	YTD Net Growth%	Member Count 12 Months Ago	Avg. length of service for dropped members	Months Since Last MMR ***	Yrs. Since Last Officer Report	President Rotation	Vice President Reported ****	Months Since Last Activity Report ***	Account Balance	Donations for current Fiscal Year	
			Number of times on status quo within last two years	If below 15 members appears				If net loss is greater than 20% appears			If no report in 3 months appears in	When more than one year appears in	Number of repeat terms	Notes the officers that do not have an active	If no report at 12 months appears in red			
35831	LI SHAN LC	06/13/1978	Active	45	7	0	7	18.42%	43		2			N	P,S,T,M,VP SC	24+		\$5,000.00
	Exc Award (06/30/2017, 06/30/2023, 06/30/2024)																	
130908	Lien Chiang County Ma Tsu	05/16/2017	Active	14	1	4	-3	-17.65%	17	5	1			N	P,T,M,VP,SC	N/A		\$1,000.00
34991	SHA LU CHUNG CHEN L C	01/04/1978	Active	94	23	1	22	30.56%	87	15	7			N	P,S,T,M,VP SC	20		\$44,000.00
	Exc Award (06/30/2017, 06/30/2024)																	
55456	SHIH FENG	03/24/1994	Active	50	22	0	22	78.57%	49		3			N	S,T,M,VP,SC	24+		\$17,000.00
	Exc Award (06/30/2016)																	
33896	SHUN KANG L C	05/06/1977	Active	94	8	2	6	6.82%	93	17	0			N	S,T,M,VP,SC	24+		\$20,000.00
	Exc Award (06/30/2016, 06/30/2017)																	
53975	SHUNG KANG DONG NAN	01/12/1993	Active	94	6	1	5	5.62%	99	6	4			N	P,S,T,M,SC	24+		\$11,000.00
	Exc Award (06/30/2016, 06/30/2018, 06/30/2020)																	
23402	TA CHIA	06/11/1971	Active	70	12	1	11	18.64%	66	0	0			N	P,S,T,M,SC	23		\$6,000.00
	Exc Award (06/30/2017, 06/30/2021, 06/30/2024)																	
52590	TA CHIA CENTRAL	02/20/1992	Active	29	4	0	4	16.00%	31		0			R	P,S,M,VP,SC	24+		\$2,000.00
	Exc Award (06/30/2018, 06/30/2019, 06/30/2020)																	
56996	TA CHIA JIH NAN	05/30/1995	Active	48	13	1	12	33.33%	41	5	2			N	P,S,T,M,VP SC	24+		\$1,000.00
	Exc Award (06/30/2017, 06/30/2019, 06/30/2020)																	
54384	TA CHIA PHOENIX	04/23/1993	Active	63	1	0	1	1.61%	72		9			N	P,S,T,M,VP SC	24+		\$7,000.00
	Exc Award (06/30/2017, 06/30/2020, 06/30/2024)																	
54003	TA YA CHUNG YANG	01/25/1993	Active	62	4	2	2	3.33%	99	9	4			N	T,M,SC	24+		\$15,000.00
	Exc Award (06/30/2016, 06/30/2018, 06/30/2020)																	
33048	TA YA L C	11/22/1976	Active	51	2	2	0	0.00%	77	6	4			N	P,S,T,M,SC	24+		\$6,000.00
	Exc Award (06/30/2017, 06/30/2019, 06/30/2020)																	
61280	TAI PING DA TUNG	11/24/1998	Active	58	6	1	5	9.43%	68	4	9			N	P,S,T,M,VP SC	24+		
	Exc Award (06/30/2019, 06/30/2020, 06/30/2024)																	
35833	TAI PING LC	06/12/1978	Active	44	3	1	2	4.76%	73	8	7			N	P,S,T,M,VP SC	24+		\$9,000.00
	Exc Award (06/30/2016, 06/30/2017, 06/30/2020)																	
59597	TAI PING SZU WEI	05/20/1997	Active	38	0	3	-3	-7.32%	63	4	7				S,T,M,VP,SC	24+		\$9,000.00
	Exc Award (06/30/2017, 06/30/2019, 06/30/2020)																	



Club Health Assessment for District 300C 2 through April 2025

Club Number	Club Name	Charter Date	Status	Membership							Reports					Finance	LCIF
				Current Member Count	YTD Members Added	YTD Members Dropped	YTD Net Growth	YTD Net Growth%	Member Count 12 Months Ago	Avg. length of service for dropped members	Months Since Last MMR ***	Yrs. Since Last Officer Report	President Rotation	Vice President Reported ****	Months Since Last Activity Report ***	Account Balance	Donations for current Fiscal Year
			Number of times on status quo within last two years	If below 15 members appears				If net loss is greater than 20% appears			If no report in 3 months appears	When more than one year appears in	Number of repeat terms	Notes the officers that do not have an active	If no report at 12 months red		
65020	TAICHUNG CITY ALEN	02/13/2002	Active	73	3	1	2	2.82%	80	1	4			N	S,M,VP,SC	24+	\$49,000.00
	Exc Award (06/30/2016, 06/30/2017, 06/30/20																
111948	TAICHUNG CITY CENTURY	08/05/2011	Active	43	6	1	5	13.16%	57	4	0			N	P,S,T,M,SC	N/A	\$18,000.00
	Exc Award (06/30/2016, 06/30/2020, 06/30/20																
60645	TAICHUNG CITY CHENG RONG	04/13/1998	Active	38	2	1	1	2.70%	45	1	3				P,M,VP,SC	24+	\$3,000.00
129552	Taichung City Feng Yang	12/02/2016	Active	41	0	0	0	0.00%	44		10				P,S,M,VP,SC	24+	\$4,000.00
	Exc Award (06/30/2017, 06/30/2020, 06/30/20																
132316	Taichung City Hsin Li	08/04/2017	Active	101	50	5	45	80.36%	82	3	0			N	S,T,M,VP,SC	N/A	\$7,000.00
	Exc Award (06/30/2018, 06/30/2019, 06/30/20																
132315	Taichung City Hu Lu Tun	07/31/2017	Active	34	8	1	7	25.93%	35	0	1			N	P,S,T,M,SC	N/A	\$5,000.00
	Exc Award (06/30/2018, 06/30/2020, 06/30/20																
58279	TAICHUNG CITY LI YANG	05/14/1996	Active	35	4	0	4	12.90%	42		9				P,S,T,M,VP SC	24+	\$5,000.00
	Exc Award (06/30/2016, 06/30/2022)																
152188	Taichung City Long Zen	08/22/2022	Active	34	10	0	10	41.67%	35		7			N	P,S,T,M,VP SC	N/R	\$3,000.00
	Exc Award (06/30/2023)																
152932	Taichung City Spring Rain	11/30/2022	Active	21	1	1	0	0.00%	40	1	4			N	S,T,M,VP,SC	N/A	\$2,000.00
	Exc Award (06/30/2023)																
132380	Taichung City Ta Chou	08/09/2017	Active	30	14	0	14	87.50%	30		9			N	P,S,T,M,VP SC	N/A	\$2,000.00
	Exc Award (06/30/2018, 06/30/2023)																
110378	TAICHUNG CITY TA JUNG LU	02/17/2011	Active	47	16	2	14	42.42%	54	2	0				S,T,M,VP,SC	24+	\$7,000.00
	Exc Award (06/30/2016, 06/30/2022)																
97593	TAICHUNG CITY WORLD	08/03/2006	Active	30	9	0	9	42.86%	32		6				T,M,VP,SC	14	\$5,000.00
	Exc Award (06/30/2016, 06/30/2017, 06/30/20																
133713	Taichung City World Peace	01/25/2018	Active	12	2	2	0	0.00%	15	2	3			N	P,T,M,VP,SC	N/A	
	Exc Award (06/30/2022, 06/30/2023)																
115241	TAICHUNG CITY YA HSIN	10/28/2011	Active	31	8	0	8	34.78%	30		0			N	S,T,M,VP,SC	24+	\$14,000.00
	Exc Award (06/30/2024)																
134154	Taichung City Ya Tan Shen	03/23/2018	Active	26	4	0	4	18.18%	27		6			N	P,S,T,M,VP SC	24+	\$5,000.00
	Exc Award (06/30/2019, 06/30/2021, 06/30/20																



Club Health Assessment for District 300C 2 through April 2025

Club Number	Club Name	Charter Date	Status	Membership							Reports					Finance	LCIF
				Current Member Count	YTD Members Added	YTD Members Dropped	YTD Net Growth	YTD Net Growth%	Member Count 12 Months Ago	Avg. length of service members	Months Since Last MMR ***	Yrs. Since Last Officer Report	President Rotation	Vice President Reported ****	Months Since Last Activity Report ***	Account Balance	Donations for current Fiscal Year
			Number of times on status quo within last two years	If below 15 members appears				If net loss is greater than 20% appears			If no report in 3 months appears in	When more than one year appears in	Number of repeat terms	Notes the officers that do not have an active	If no report at 12 months red		
119316	TAICHUNG CITY YI SHENG	05/08/2013	Active	71	23	2	21	42.00%	63	8	2		N	P,S,T,M,VP SC	24+		\$2,000.00
	Exc Award (06/30/2017, 06/30/2020, 06/30/20																
112086	TAICHUNG CITY YUAN HSIN	09/01/2011	Active	71	11	0	11	18.33%	78		8		N	P,S,T,M,VP SC	24+		\$12,000.00
	Exc Award (06/30/2016, 06/30/2017, 06/30/20																
103411	TAICHUNG HSIEN AN JIA	08/13/2008	Active	61	7	0	7	12.96%	68		9		N	P,S,T,M,VP SC	24+		\$7,000.00
	Exc Award (06/30/2019, 06/30/2020, 06/30/20																
56969	TAICHUNG HSIEN CHERNG KONG	05/19/1995	Active	53	6	0	6	12.77%	56		1		N	P,S,T,M,SC	23		\$12,000.00
	Exc Award (06/30/2016, 06/30/2018, 06/30/20																
59385	TAICHUNG HSIEN CHIEN MIN	04/21/1997	Active	38	5	0	5	15.15%	51		0		N	P,S,T,M,SC	23		\$18,000.00
	Exc Award (06/30/2016, 06/30/2019, 06/30/20																
60706	TAICHUNG HSIEN CHIN LONG	04/28/1998	Active	33	3	0	3	10.00%	35		9		N	P,S,T,M,VP SC	24+		\$8,000.00
54460	TAICHUNG HSIEN CHUNG YING	05/11/1993	Active	38	2	0	2	5.56%	61		8		N	P,T,M,VP,SC	24+		\$5,000.00
	Exc Award (06/30/2019, 06/30/2022)																
54217	TAICHUNG HSIEN DA AN	03/10/1993	Active	42	6	1	5	13.51%	59	10	1			P,S,T,M,VP SC	16		\$6,000.00
	Exc Award (06/30/2018, 06/30/2023)																
47996	TAICHUNG HSIEN EVER GREEN	12/28/1987	Active	36	4	0	4	12.50%	45		2			P,S,T,M,VP SC	20		\$11,000.00
	Exc Award (06/30/2016, 06/30/2017, 06/30/20																
78223	TAICHUNG HSIEN FENG LIN	02/13/2004	Active	48	12	0	12	33.33%	50		8		N	S,T,M,VP,SC	22		\$7,000.00
	Exc Award (06/30/2016, 06/30/2017, 06/30/20																
47365	TAICHUNG HSIEN FENG YUAN CH YU	05/26/1987	Active	61	8	1	7	12.96%	62	5	0		N	P,S,T,M,VP SC	24+		\$15,000.00
	Exc Award (06/30/2016, 06/30/2017, 06/30/20																
58150	TAICHUNG HSIEN FIVE FORTUNE	04/19/1996	Active	53	15	11	4	8.16%	61	4	3		N	S,T,M,VP,SC	24+		\$4,000.00
	Exc Award (06/30/2016, 06/30/2017, 06/30/20																
46333	TAICHUNG HSIEN GWO SANG	06/09/1986	Active	67	8	1	7	11.67%	65	18	4		N	P,S,T,M,VP SC	24+		\$9,000.00
	Exc Award (06/30/2017, 06/30/2018, 06/30/20																
54517	TAICHUNG HSIEN HOU FENG	05/25/1993	Active	38	7	0	7	22.58%	36		9		N	P,S,T,M,VP SC	24+		\$4,000.00




Club Health Assessment for District 300C 2 through April 2025

			Status		Membership						Reports					Finance		LCIF
Club Number	Club Name	Charter Date		Current Member Count	YTD Members Added	YTD Members Dropped	YTD Net Growth	YTD Net Growth%	Member Count 12 Months Ago	Avg. length of service for dropped members	Months Since Last MMR ***	Yrs. Since Last Officer Report	President Rotation	Vice President Reported ****	Months Since Last Activity Report ***	Account Balance	Donations for current Fiscal Year	
			Number of times on status quo within last two years	If below 15 members appears				If net loss is greater than 20% appears			If no report in 3 months appears in	When more than one year appears in	Number of repeat terms	Notes the officers that do not have an active	If no report at 12 months appears in red			
Exc Award (06/30/2017, 06/30/2021)																		
43168	TAICHUNG HSIEN HOU LI	11/07/1983	Active	55	3	0	3	5.77%	78		9			N	S,T,M,VP,SC	24+	\$10,000.00	
Exc Award (06/30/2016, 06/30/2019, 06/30/2020)																		
58059	TAICHUNG HSIEN HSIN HSIN	03/28/1996	Active	54	17	0	17	45.95%	39		3				S,T,M,VP,SC	24+	\$11,000.00	
Exc Award (06/30/2016, 06/30/2023, 06/30/2020)																		
61857	TAICHUNG HSIEN HSIN TZU	04/27/1999	Active	29	9	3	6	26.09%	30	10	0				S,T,M,VP,SC	24+	\$6,000.00	
Exc Award (06/30/2017, 06/30/2018)																		
77417	TAICHUNG HSIEN HUA MU LAN LIONESS	10/10/2003	Active	22	12	2	10	83.33%	30	2	3		2		P,S,T,M,VP SC	24	\$1,000.00	
78660	TAICHUNG HSIEN JEN SHAN MEI	06/08/2004	Active	115	49	1	48	71.64%	118	0	4			N	S,T,M,VP,SC	24+	\$11,000.00	
Exc Award (06/30/2016, 06/30/2022, 06/30/2020)																		
55300	TAICHUNG HSIEN KANG DO	02/08/1994	Active	80	9	3	6	8.11%	81	3	4			N	S,T,M,VP,SC	22	\$11,000.00	
Exc Award (06/30/2016, 06/30/2021, 06/30/2020)																		
77841	TAICHUNG HSIEN KUEI LAN	11/17/2003	Active	31	4	2	2	6.90%	50	10	3				P,T,M,VP,SC	24+	\$2,000.00	
Exc Award (06/30/2017, 06/30/2019, 06/30/2020)																		
54516	TAICHUNG HSIEN MEI FENG	05/25/1993	Active	43	3	0	3	7.50%	53		3				P,S,T,M,VP SC	24+	\$20,000.00	
Exc Award (06/30/2016, 06/30/2018, 06/30/2020)																		
77931	TAICHUNG HSIEN QUEEN	12/10/2003	Active	73	14	0	14	23.73%	107		1			N	S,T,M,SC	24+	\$23,000.00	
Exc Award (06/30/2016, 06/30/2017, 06/30/2020)																		
54218	TAICHUNG HSIEN SHUN FENG	03/10/1993	Active	35	15	3	12	52.17%	27	24	2			R	P,S,T,M,VP SC	24+	\$10,000.00	
Exc Award (06/30/2016, 06/30/2022)																		
59902	TAICHUNG HSIEN SUNG PO	08/06/1997	Active	31	0	0	0	0.00%	36		3			N	P,T,M,VP,SC	24+	\$7,000.00	
Exc Award (06/30/2023, 06/30/2024)																		
58359	TAICHUNG HSIEN TA CHIA YU LAN	05/28/1996	Active	45	1	0	1	2.27%	59		9			N	P,S,T,M,VP SC	24+	\$3,000.00	
Exc Award (06/30/2017, 06/30/2022, 06/30/2020)																		
48832	TAICHUNG HSIEN TA TU	07/28/1988	Active	49	4	0	4	8.89%	72		9			N	P,S,T,M,VP SC	24+	\$1,000.00	
Exc Award (06/30/2023)																		
59669	TAICHUNG HSIEN TA YA CHUNG YUA	06/09/1997	Active	49	19	2	17	53.13%	52	4	4				P,S,T,M,VP SC	24+	\$7,000.00	
Exc Award (06/30/2017, 06/30/2019, 06/30/2020)																		



Club Health Assessment for District 300C 2 through April 2025

			Status	Membership							Reports					Finance	LCIF	
Club Number	Club Name	Charter Date		Current Member Count	YTD Members Added	YTD Members Dropped	YTD Net Growth	YTD Net Growth%	Member Count 12 Months Ago	Avg. length of service for dropped members	Months Since Last MMR ***	Yrs. Since Last Officer Report	President Rotation	Vice President Reported ****	Months Since Last Activity Report ***	Account Balance	Donations for current Fiscal Year	
			Number of times on status quo within last two years	If below 15 members appears				If net loss is greater than 20% appears			If no report in 3 months appears in	When more than one year appears in	Number of repeat terms	Notes the officers that do not have appears in an active	If no report at 12 months red			
59622	TAICHUNG HSIEN TACHIA RIVER Exc Award (06/30/2019)	05/20/1997	Active	45	4	0	4	9.76%	50		9			N	P,S,T,M,VP SC	24+		\$4,000.00
55800	TAICHUNG HSIEN TAN TZU TSAI HU	06/06/1994	Active	60	17	2	15	33.33%	73	4	4			N	P,S,T,M,VP SC	24		\$15,000.00
58348	TAICHUNG HSIEN TUNG HSIN II Exc Award (06/30/2016, 06/30/2017, 06/30/20)	05/28/1996	Active	48	3	0	3	6.67%	73		9			N	P,S,T,M,VP SC	24+		\$12,000.00
49457	TAICHUNG HSIEN WAI PU Exc Award (06/30/2016, 06/30/2017, 06/30/20)	04/27/1989	Active	54	6	1	5	10.20%	70	2	3			N	P,S,T,M,VP SC	24+		\$9,000.00
96933	TAICHUNG HSIEN WU CHIH PORT Exc Award (06/30/2017, 06/30/2021, 06/30/20)	04/14/2006	Active	39	13	3	10	34.48%	52	3	3			N	P,S,M,VP,SC	24+		\$14,000.00
37715	TAICHUNG HSIEN WU JIH Exc Award (06/30/2017, 06/30/2021)	11/26/1979	Active	30	1	0	1	3.45%	47		9			N	P,S,T,M,VP SC	24+		\$2,000.00
48908	TAICHUNG HSIEN WUCHIH Exc Award (06/30/2017, 06/30/2019, 06/30/20)	09/21/1988	Active	49	8	0	8	19.51%	52		9				P,T,M,VP,SC	24+		\$13,000.00
55801	TAICHUNG HSIEN YU FENG Exc Award (06/30/2016, 06/30/2019, 06/30/20)	06/06/1994	Active	61	22	0	22	56.41%	70		6			N	P,S,T,M,VP SC	24+		\$20,000.00
147541	Taichung Jin Da Fu Exc Award (06/30/2022)	07/13/2021	Active	29	9	0	9	45.00%	60		3			N	P,S,T,M,VP SC	N/A		\$4,000.00
147545	Taichung Lei Kao Exc Award (06/30/2022, 06/30/2023, 06/30/20)	07/12/2021	Active	70	20	2	18	34.62%	56	2	2			N	P,S,T,M,VP SC	24+		\$2,000.00
23414	TAICHUNG TAICHUNG PORT Exc Award (06/30/2016, 06/30/2017, 06/30/20)	06/06/1970	Active	44	5	1	4	10.00%	44	1	4			N	P,S,T,M,VP SC	24+		\$1,000.00
38990	TAN TZU GREAT EARTH L C Exc Award (06/30/2019, 06/30/2023)	10/23/1980	Active	144	27	1	26	22.03%	162	38	5			N	P,S,T,M,VP SC	15		\$27,000.00
78661	TAN TZU PAI YUN Exc Award (06/30/2016, 06/30/2017, 06/30/20)	04/02/2004	Active	88	7	0	7	8.64%	102		5			N	P,S,T,M,VP SC	13		\$23,000.00
77416	TAN TZULAN TIEN Exc Award (06/03/2016, 06/30/2017, 06/30/20)	07/09/2003	Active	53	2	0	2	3.92%	87		7			N	P,S,T,M,VP SC	24+		\$10,000.00
39449	TUNG FENG L C	02/19/1981	Active	47	0	0	0	0.00%	64		1			N	P,S,T,M,VP SC	24+		\$5,000.00



Club Health Assessment for District 300C 2 through April 2025

			Status		Membership						Reports					Finance		LCIF
Club Number	Club Name	Charter Date		Current Member Count	YTD Members Added	YTD Members Dropped	YTD Net Growth	YTD Net Growth%	Member Count 12 Months Ago	Avg. length of service for dropped members	Months Since Last MMR ***	Yrs. Since Last Officer Report	President Rotation	Vice President Reported ****	Months Since Last Activity Report ***	Account Balance	Donations for current Fiscal Year	
			Number of times on status quo within last two years	If below 15 members appears				If net loss is greater than 20% appears			If no report in 3 months appears in	When more than one year appears in	Number of repeat terms	Notes the officers that do not have an active	If no report at 12 months appears in red			
Exc Award (06/30/2019, 06/30/2020, 06/30/2021)																		
29662	TUNG SHIH	07/15/1974	Active	50	10	1	9	21.95%	56	1	4			N	P,S,T,M,VP SC	20	\$6,000.00	
Exc Award (06/30/2016, 06/30/2017, 06/30/2018)																		
29232	WU FENG	04/30/1974	Active	75	7	0	7	10.29%	74		9			N	P,S,T,M,SC	12	\$15,000.00	
Exc Award (06/30/2016, 06/30/2017, 06/30/2018)																		
57080	WU FENG MODERN	06/12/1995	Active	30	7	2	5	20.00%	45	11	3				P,S,T,M,VP SC	24+	\$1,000.00	
Exc Award (06/30/2019, 06/30/2020, 06/30/2021)																		

Clubs Cancelled Previous Fiscal Year – Clubs Cancelled within last 12 months may be reinstated

Club Number	Club Name	Charter Date	Current Status*	Cancellation Date
48053	TAICHUNG HSIEN SHAN CHENG	01/19/1988	Cancelled(6*)	06/29/2024
57338	TAIPING HUA MEI	09/11/1995	Cancelled(6*)	06/29/2024

Current Total Clubs Count	YTD New Clubs Count	YTD Cancelled Clubs Count	YTD Net Club Gain	Current Total Members Count	YTD Add	YTD Drop	YTD Net Growth	YTD Net Growth %	Member Count 12 Months Ago	Average Member Count Per Club	% of Clubs with less than 20 members	% No MMR in 3 Months	% No Officer Report in 12 Months	% of Clubs with balance 90+ days	Number of Clubs in Status Quo	% Status Quo Clubs in Financial Suspension	Number of Cancelled Clubs	Average Cancelled Club Age	Members Lost Due to Cancellation	% of Clubs Cancelled for Non-Financial Reasons
90	2	0	2	4,577	870	104	766	20.10%	5,180	51	2%	70%	0%	0%	0	0%	0	0	0	0%

* - P - Priority Club. Cancellation Reasons: 1-Objectives/conduct, 2-Non-active club, 5-Non-existing club, 6-Disbanding, 7-Merger, 8-Financial Suspension, 9-District/Multiple District Dues.

** - Abbreviation: P-President, S-Secretary, T-Treasurer, M-Member Chairperson, VP-First Vice President, MC-Communications Chairperson, SC-Service Chairperson

*** - Abbreviation: N/R - Never reported using the Lions Clubs website, N/A - Not applicable, No password registered for the Lions Clubs website.

**** - Abbreviation: N - New, IP - Immediate Past, R - Repeat.



Club Health Assessment for District 300C 3 through April 2025

			Status	Membership							Reports					Finance		LCIF	
Club Number	Club Name	Charter Date		Current Member Count	YTD Members Added	YTD Members Dropped	YTD Net Growth	YTD Net Growth%	Member Count 12 Months Ago	Avg. length of service for dropped members	Months Since Last MMR ***	Yrs. Since Last Officer Report	President Rotation	Vice President Reported ****	Months Since Last Activity Report ***	Account Balance	Donations for current Fiscal Year		
			Number of times on status quo within last two years	If below 15 members appears				If net loss is greater than 20% appears			If no report in 3 months appears in	When more than one year appears in	Number of repeat terms		Notes the officers that do not have an active	If no report at 12 months appears in red			
Clubs less than two years old																			
179603	Taichung Chan Wang	12/26/2024	Active	26	26	0	26	100.00%	0		4				T,M,VP,SC	N/A	90+ Days	\$1,000.00	
179626	Taichung Ching Tsai	12/27/2024	Active	24	24	0	24	100.00%	0		4				T,M,VP,SC	N/A			
179467	Taichung Chinn Long	11/06/2024	Active	28	28	0	28	100.00%	0		5				T,M,VP,SC	N/A			
179596	Taichung Cho Yueh	12/26/2024	Active	24	24	0	24	100.00%	0		4				T,M,VP,SC	N/A			
179366	Taichung Chong Liao Jen Ai	12/30/2024	Active	23	23	0	23	100.00%	0		4		N		T,M,VP,SC	N/A			
179612	Taichung Chong Liao Jen Mei	12/30/2024	Active	24	24	0	24	100.00%	0		4				T,M,VP,SC	N/A			
177342	Taichung City Happiness	09/09/2024	Active	29	41	12	29	100.00%	0	0	3			N	M,VP,SC	N/A	90+ Days		\$3,000.00
179503	Taichung Da An	11/13/2024	Active	45	45	0	45	100.00%	0		5			N	T,M,VP,SC	N/A			
155923	Taichung Da Fang	09/22/2023	Active	51	7	1	6	13.33%	62	1	3		2	N	T,M,VP,SC	N/R			
157886	Taichung Evergrande	03/29/2024	Active	105	29	13	16	17.98%	32	1	0		None		P,S,T,M,VP SC	N/A			
179606	Taichung Feng Huang	12/26/2024	Active	24	24	0	24	100.00%	0		4				T,M,VP,SC	N/A			
179593	Taichung Feng Tian	12/30/2024	Active	23	23	0	23	100.00%	0		4				T,M,VP,SC	N/A			
179598	Taichung Forever	12/26/2024	Active	26	26	0	26	100.00%	0		4				T,M,VP,SC	N/A			
179555	Taichung Forwell	12/27/2024	Active	239	239	0	239	100.00%	0		3				T,M,VP,SC	N/A			
156018	Taichung Happy	09/22/2023	Active	55	8	1	7	14.58%	59	1	4			N	P,S,T,M,VP SC	N/A			
179610	Taichung Hsiang Yun	12/30/2024	Active	25	25	0	25	100.00%	0		4				T,M,VP,SC	N/A			
179625	Taichung Hsin Yueh	12/27/2024	Active	24	24	0	24	100.00%	0		4				T,M,VP,SC	N/R			
179616	Taichung Hua Hsing	12/26/2024	Active	25	25	0	25	100.00%	0		4				T,M,VP,SC	N/A			
179609	Taichung Hui Huang	12/30/2024	Active	23	23	0	23	100.00%	0		4				T,M,VP,SC	N/A			
179597	Taichung Kao Feng	12/26/2024	Active	26	26	0	26	100.00%	0		4				T,M,VP,SC	N/A			
179617	Taichung Lan Hsin	12/27/2024	Active	27	27	0	27	100.00%	0		4				T,M,VP,SC	N/A			
179571	Taichung Lo Ho	12/26/2024	Active	23	23	0	23	100.00%	0		4				T,M,VP,SC	N/R			
179509	Taichung Lu Kang	01/06/2025	Active	26	26	0	26	100.00%	0		3				T,M,VP,SC	N/A			
179604	Taichung Lung Hsiang	12/26/2024	Active	25	25	0	25	100.00%	0		4				T,M,VP,SC	N/A			



Club Health Assessment for District 300C 3 through April 2025

			Status	Membership							Reports					Finance	LCIF
Club Number	Club Name	Charter Date		Current Member Count	YTD Members Added	YTD Members Dropped	YTD Net Growth	YTD Net Growth%	Member Count 12 Months Ago	Avg. length of service for dropped members	Months Since Last MMR ***	Yrs. Since Last Officer Report	President Rotation	Vice President Reported ****	Months Since Last Activity Report ***	Account Balance	Donations for current Fiscal Year
			Number of times on status quo within last two years	If below 15 members appears				If net loss is greater than 20% appears			If no report in 3 months appears in	When more than one year appears in	Number of repeat terms	Notes the officers that do not have an active	If no report at 12 months red		
179470	Taichung New Jwu Shan	11/06/2024	Active	51	51	0	51	100.00%	0		5			T,M,VP,SC	N/A	90+ Days	
179337	Taichung Pa Kua Shan	11/06/2024	Active	25	25	0	25	100.00%	0		5			N	T,M,VP,SC	N/A	90+ Days
179570	Taichung Public Garden	12/26/2024	Active	27	27	0	27	100.00%	0		4			N	T,M,VP,SC	N/A	
179507	Taichung Shih Hu	12/30/2024	Active	31	31	0	31	100.00%	0		4				T,M,VP,SC	N/A	
179500	Taichung Show Shui	11/06/2024	Active	45	45	0	45	100.00%	0		5			N	T,M,VP,SC	N/R	90+ Days
179324	Taichung Tsao Tun	11/06/2024	Active	35	35	0	35	100.00%	0		5			N	T,M,SC	N/R	
179318	Taichung TZ Chiang	11/06/2024	Active	26	26	0	26	100.00%	0		5				T,M,VP,SC	N/A	
179592	Taichung Wei Ai	12/30/2024	Active	46	47	1	46	100.00%	0	0	1				T,M,VP,SC	N/A	
179381	Taichung Wei Mei	12/30/2024	Active	53	55	2	53	100.00%	0	0	1			N	T,M,VP,SC	N/A	
176885	Taichung Wen-Hua	08/22/2024	Active	30	30	0	30	100.00%	0		8				M,VP,SC	N/R	
179522	Taichung Yu Lan	12/30/2024	Active	24	24	0	24	100.00%	0		4				T,M,VP,SC	N/R	
179465	Taichung Yuan Lin Fruitmountain	11/06/2024	Active	23	23	0	23	100.00%	0		5			N	T,M,VP,SC	N/A	
179322	Taichung Yung Ching	12/26/2024	Active	54	54	0	54	100.00%	0		4				T,M,VP,SC	N/A	
179591	Taichung Zhen Cheng	12/30/2024	Active	26	26	0	26	100.00%	0		4				T,M,VP,SC	N/A	
179335	Taitung Pu Li Chung Shin	12/26/2024	Active	24	24	0	24	100.00%	0		4			N	T,M,VP,SC	N/A	
176958	Weixin	08/26/2024	Active	60	1283	1223	60	100.00%	0	11	3				M,VP,SC	N/A	
Clubs more than two years old																	
23405	TAICHUNG CHENG CHUNG	07/23/1971	Active	23	7	1	6	35.29%	21	28	0	1	None	P,S,T,M,VP SC	24+		
Exc Award (06/30/2018, 06/30/2021)																	
103756	TAICHUNG CHIA MEI	10/08/2008	Active	12	0	0	0	0.00%	24		8				P,S,T,M,VP SC	24+	
Exc Award (06/30/2016, 06/30/2018, 06/30/2020)																	
56021	TAICHUNG CHIEH MEI	08/01/1994	Active	141	56	5	51	56.67%	105	2	3	1	None	P,S,T,M,VP SC	23		\$56,000.00
Exc Award (06/30/2023)																	
56005	TAICHUNG CHIN SHAN	07/25/1994	Active	27	0	8	-8	-22.86%	38	4	4			N	P,S,T,M,VP SC	24+	\$1,000.00
Exc Award (06/30/2016, 06/30/2024)																	
47364	TAICHUNG CHUN LUNG	05/26/1987	Active	51	5	6	-1	-1.92%	68	11	1			N	P,S,M,VP,SC	24+	\$1,000.00



Club Health Assessment for District 300C 3 through April 2025

			Status	Membership							Reports					Finance	LCIF	
Club Number	Club Name	Charter Date		Current Member Count	YTD Members Added	YTD Members Dropped	YTD Net Growth	YTD Net Growth%	Member Count 12 Months Ago	Avg. length of service for dropped members	Months Since Last MMR ***	Yrs. Since Last Officer Report	President Rotation	Vice President Reported ****	Months Since Last Activity Report ***	Account Balance	Donations for current Fiscal Year	
			Number of times on status quo within last two years	If below 15 members appears				If net loss is greater than 20% appears			If no report in 3 months appears in	When more than one year appears in	Number of repeat terms		Notes the officers that do not have an active	If no report at 12 months appears in red		
Exc Award (06/30/2016)																		
60801	TAICHUNG CHUN YIN	05/19/1998	Active	65	0	0	0	0.00%	66		0			N	P,S,T,M,VP SC	24+		\$1,000.00
Exc Award (06/30/2016, 06/30/2017, 06/30/2018)																		
31203	TAICHUNG CHUNG SHAN	09/16/1975	Active	29	2	8	-6	-17.14%	35	10	1	1	None		P,S,T,M,VP SC	N/R		
Exc Award (06/30/2016)																		
84022	TAICHUNG CITY CHUNG YI	08/11/2004	Active	30	6	0	6	25.00%	32		8			N	P,S,T,M,VP SC	24+		\$2,000.00
Exc Award (06/30/2018)																		
31153	TAICHUNG CITY SOUTHWEST	08/25/1975	Active	22	2	12	-10	-31.25%	33	9	1			N	P,S,T,M,VP SC	24+		\$5,000.00
132690	Taichung Cultural & Education	09/27/2017	Active	19	14	5	9	90.00%	24	1	4				P,S,T,M,VP SC	N/A		\$2,000.00
120125	Taichung E Sun	08/13/2013	Active	99	8	0	8	8.79%	95		1			N	P,S,T,M,VP SC	24+		\$10,000.00
Exc Award (06/30/2017, 06/30/2018, 06/30/2019)																		
23408	TAICHUNG EAST	08/31/1973	Active	31	11	6	5	19.23%	32	0	1	1	None		P,S,T,M,VP SC	N/R		\$2,000.00
58223	TAICHUNG EVER GREEN	05/01/1996	Cancelled(6*)	0	0	0	0	0.00%	12		9	1	None		P,S,T,M,VP SC	24+		
54867	TAICHUNG HSIANG HO	09/13/1993	Active	27	0	0	0	0.00%	52		1	1	None		P,S,T,M,VP SC	24+		\$1,000.00
48735	TAICHUNG JEN MEI	06/20/1988	Active	29	7	7	0	0.00%	29	4	1		None	N	P,S,T,M,VP SC	24+		\$1,000.00
Exc Award (06/30/2021)																		
55723	TAICHUNG KUANG FU	05/18/1994	Active	79	12	0	12	17.91%	68		1			N	P,S,T,M,VP SC	24+		\$5,000.00
Exc Award (06/30/2017, 06/30/2019, 06/30/2020)																		
40378	TAICHUNG KUO KUANG	09/24/1981	Active	56	11	2	9	19.15%	61	0	0			N	P,S,T,M,VP SC	24+		\$2,000.00
Exc Award (06/30/2017, 06/30/2018)																		
132825	Taichung Li Tai	10/10/2017	Active	24	7	2	5	26.32%	27	6	1				P,S,T,M,VP SC	N/A		\$1,000.00
62382	TAICHUNG LI ZEN	09/27/1999	Active	27	18	2	16	145.45%	39	1	2	1	None		P,S,T,M,VP SC	24+		
Exc Award (06/30/2018)																		
60141	TAICHUNG LONG FAR	12/08/1997	Active	26	6	4	2	8.33%	24	8	0	1	None		P,S,T,M,VP SC	24+		\$2,000.00
40379	TAICHUNG MEI HUA	09/24/1981	Active	27	1	0	1	3.85%	26		1			N	P,S,T,M,VP SC	24+		\$4,000.00
46870	TAICHUNG METROPOLITAN	01/31/1987	Active	56	14	0	14	33.33%	52		6	1	None		P,S,T,M,VP SC	24+		\$8,000.00
Exc Award (06/30/2018)																		
51519	TAICHUNG MING CHUAN	04/01/1991	Active	25	11	1	10	66.67%	17	6	3			N	P,S,T,M,VP SC	24+		\$10,000.00



Club Health Assessment for District 300C 3 through April 2025

			Status								Membership								Reports				Finance		LCIF	
Club Number	Club Name	Charter Date			Current Member Count	YTD Members Added	YTD Members Dropped	YTD Net Growth	YTD Net Growth%	Member Count 12 Months Ago	Avg. length of service for dropped members	Months Since Last MMR ***	Yrs. Since Last Officer Report	President Rotation	Vice President Reported ****	Months Since Last Activity Report ***	Account Balance	Donations for current Fiscal Year								
			Number of times on status quo within last two years		If below 15 members appears				If net loss is greater than 20% appears			If no report in 3 months appears in	When more than one year repeat appears in	Number of repeat terms		Notes the officers that do not have an active	If no report at 12 months appears in red									
Exc Award (06/30/2017, 06/30/2018)																										
61140	TAICHUNG MING TAI	09/22/1998	Active		30	0	2	-2	-6.25%	45	7	1			N	P,S,T,M,VP SC	24+		\$2,000.00							
Exc Award (06/30/2016, 06/30/2017, 06/30/2020)																										
23409	TAICHUNG NORTH	05/11/1973	Active		39	21	7	14	56.00%	38	1	1				P,S,T,M,VP SC	N/R		\$2,000.00							
23411	TAICHUNG NORTHWEST	01/14/1970	Active		22	2	13	-11	-33.33%	40	10	9				P,S,T,M,VP SC	24+		\$1,000.00							
Exc Award (06/30/2016, 06/30/2018)																										
136171	Taichung Riway Union	09/06/2018	Active		18	0	0	0	0.00%	18		13	1	None		P,S,T,M,VP SC	24+									
23412	TAICHUNG SOUTH	03/20/1972	Active		28	2	2	0	0.00%	28	14	4			N	P,S,T,M,VP SC	24+		\$2,000.00							
Exc Award (06/30/2018, 06/30/2019, 06/30/2020)																										
83155	TAICHUNG TUNG HSIN	07/31/2004	Active		67	12	0	12	21.82%	56		8			N	P,S,T,M,VP SC	24+									
Exc Award (06/30/2018, 06/30/2022)																										
42858	TAICHUNG TUNG SHAN	06/29/1983	Active		67	8	0	8	13.56%	63		0			N	P,S,T,M,VP SC	24+		\$5,000.00							
97567	TAICHUNG VOLUNTEER	07/27/2006	Active		27	0	0	0	0.00%	28		10				P,S,T,M,VP SC	24+		\$3,000.00							
43385	TAICHUNG YAMATO	01/04/1984	Active		115	0	10	-10	-8.00%	154	5	4			N	P,S,T,M,SC	24+		\$2,000.00							
Exc Award (06/30/2016, 06/30/2018, 06/30/2020)																										
Current Total Clubs Count	YTD New Clubs Count	YTD Cancelled Clubs Count	YTD Net Club Gain	Current Total Members Count	YTD Add	YTD Drop	YTD Net Growth	YTD Net Growth %	Member Count 12 Months Ago	Average Member Count Per Club	% of Clubs with less than 20 members	% No MMR in 3 Months	% No Officer Report in 12 Months	% of Clubs with balance 90+ days	Number of Clubs in Status Quo	% Status Quo Clubs in Financial Suspension	Number of Cancelled Clubs	Average Cancelled Club Age	Members Lost Due to Cancellation	% of Clubs Cancelled for Non-Financial Reasons						
71	37	1	36	2,888	2,864	1,356	1,508	109.28%	1,603	41	4%	70%	13%	7%	0	0%	1	29	0	100%						

* - P - Priority Club. Cancellation Reasons: 1-Objectives/conduct, 2-Non-active club, 5-Non-existing club, 6-Disbanding, 7-Merger, 8-Financial Suspension, 9-District/Multiple District Dues.

** - Abbreviation: P-President, S-Secretary, T-Treasurer, M-Member Chairperson, VP-First Vice President, MC-Communications Chairperson, SC-Service Chairperson

*** - Abbreviation: N/R - Never reported using the Lions Clubs website, N/A - Not applicable, No password registered for the Lions Clubs website.

**** - Abbreviation: N - New, IP - Immediate Past, R - Repeat.




Club Health Assessment for District 300D 1 through April 2025

			Status	Membership							Reports					Finance	LCIF
Club Number	Club Name	Charter Date		Current Member Count	YTD Members Added	YTD Members Dropped	YTD Net Growth	YTD Net Growth%	Member Count 12 Months Ago	Avg. length of service for dropped members	Months Since Last MMR ***	Yrs. Since Last Officer Report	President Rotation	Vice President Reported ****	Months Since Last Activity Report ***	Account Balance	Donations for current Fiscal Year
			Number of times on status quo within last two years	If below 15 members appears				If net loss is greater than 20% appears			If no report in 3 months appears in	When more than one year appears in	Number of repeat terms	Notes the officers that do not have an active	If no report at 12 months appears in red		
Clubs less than two years old																	
181126	Changhua Longxing	03/06/2025	Newly Chartered	30	30	0	30	100.00%	0		1			N	S,T,M,SC	N/A	
171605	Changhua County Fa La Li	06/06/2024	Active	32	4	2	2	6.67%	0	1	0		2	R	SC	0	\$2,500.30
179457	Changhua County Fuxing	12/05/2024	Active	43	43	0	43	100.00%	0		3			N	S,M,SC	N/A	
181599	Changhua County Lanxin	03/31/2025	Newly Chartered	23	23	0	23	100.00%	0		1			N	S,T,M,SC	N/R	
155918	Wusheng	09/28/2023	Active	24	5	1	4	20.00%	23	1	4			N	S,T,M,VP,SC	0	\$1,000.16
Clubs more than two years old																	
23360	CHANG HUA Exc Award (06/30/2016)	06/17/1967	Active	27	10	3	7	35.00%	21	21	0				S,T,VP,SC	0	\$3,400.28
89627	CHANG HUA BUO AI Exc Award (06/30/2017)	11/11/2005	Active	8	3	0	3	60.00%	6		0				P,S,T,M,VP SC	7	
99427	CHANG HUA CHING CHENG Exc Award (06/30/2017, 06/30/2018, 06/30/20)	05/21/2007	Active	56	20	2	18	47.37%	49	7	1			N	S,T,M,VP,SC	0	\$1,000.00
150257	Changhua - Pasoa Exc Award (06/30/2023)	06/02/2022	Active	20	0	0	0	0.00%	20		18	1	None		P,S,T,M,VP SC	0	
50353	CHANGHUA AI SHIN Exc Award (06/30/2018, 06/30/2020, 06/30/20)	03/22/1990	Active	35	3	1	2	6.06%	33	3	0			N	P,M,VP,SC	0	\$2,750.35
23361	CHANGHUA CENTRAL Exc Award (06/30/2018, 06/30/2019, 06/30/20)	01/14/1974	Active	30	5	4	1	3.45%	40	16	3				S,T,M,VP,SC	0	\$6,500.30
104290	CHANGHUA CHANG SHIH TA Exc Award (06/30/2017, 06/30/2023, 06/30/20)	01/06/2009	Active	41	0	2	-2	-4.65%	45	1	4			N	M,SC	0	\$1,000.16
148900	Changhua Changtong	11/16/2021	Active	13	11	0	11	550.00%	22		7			R	S,M,VP,SC	0	\$1,650.13
50038	CHANGHUA CHERNG KONG Exc Award (06/30/2016, 06/30/2017, 06/30/20)	12/18/1989	Active	65	2	0	2	3.17%	88		4			N		0	\$22,250.65
152563	Changhua Chungyi Exc Award (06/30/2023, 06/30/2024)	09/23/2022	Active	54	5	5	0	0.00%	54	5	1			N	S,T,M,VP,SC	0	\$11,700.54
141542	Changhua County Ai Shu Chia	04/30/2020	Active	38	3	5	-2	-5.00%	49	4	0			N	S,M,VP,SC	0	\$5,000.00



Club Health Assessment for District 300D 1 through April 2025

			Status	Membership							Reports					Finance	LCIF	
Club Number	Club Name	Charter Date		Current Member Count	YTD Members Added	YTD Members Dropped	YTD Net Growth	YTD Net Growth%	Member Count 12 Months Ago	Avg. length of service for dropped members	Months Since Last MMR ***	Yrs. Since Last Officer Report	President Rotation	Vice President Reported ****	Months Since Last Activity Report ***	Account Balance	Donations for current Fiscal Year	
			Number of times on status quo within last two years	If below 15 members appears					If net loss is greater than 20% appears			If no report in 3 months appears in	When more than one year appears in	Number of repeat terms	Notes the officers that do not have an active	If no report at 12 months appears in red		
Exc Award (06/30/2023)																		
139293	Changhua County Guan Ying	08/02/2019	Active	66	3	4	-1	-1.49%	72	3	0			N	S,T,M,VP,SC	0		\$4,000.00
Exc Award (06/30/2020, 06/30/2023)																		
133318	Changhua County Shih Yun	12/07/2017	Active	15	0	1	-1	-6.25%	18	4	7		2		S,T,M,VP,SC	0		
148687	Changhua Dashin	10/26/2021	Active	23	9	7	2	9.52%	25	2	4				S,T,M,VP,SC	0		\$1,000.00
103449	CHANGHUA DA-YEH	08/18/2008	Active	30	5	7	-2	-6.25%	32	1	0			N	S,T,M,SC	0		\$4,500.30
53880	CHANGHUA HSIEN CHANG BING	12/08/1992	Active	57	1	4	-3	-5.00%	65	16	0		2	N	P,S,T,M,VP SC	0		\$1,000.03
Exc Award (06/30/2017, 06/30/2018, 06/30/20)																		
45187	CHANGHUA HSIEN CHANG KUNG	06/25/1985	Active	59	5	1	4	7.27%	60	2	3		2	N	S,T,M,VP,SC	0		103,000.00
Exc Award (06/30/2016, 06/30/2017, 06/30/20)																		
49267	CHANGHUA HSIEN CHANG SHANG	03/02/1989	Active	48	4	1	3	6.67%	48	16	0			N	P,S,M,SC	0		
47885	CHANGHUA HSIEN CHANGHUA CH MEI	11/18/1987	Active	20	8	4	4	25.00%	16	6	0			N	M,VP,SC	0		\$1,000.00
Exc Award (06/30/2016, 06/30/2019)																		
104291	CHANGHUA HSIEN CHIEN KUO	01/06/2009	Active	36	8	9	-1	-2.70%	39	7	1			N		0		\$2,400.08
Exc Award (06/30/2016, 06/30/2022, 06/30/20)																		
54216	CHANGHUA HSIEN HUA TAN	03/10/1993	Active	36	4	0	4	12.50%	36		2				S,T,M,VP,SC	0		\$2,000.00
Exc Award (06/30/2018)																		
103925	CHANGHUA HSIEN HUNG HO	11/05/2008	Active	52	10	1	9	20.93%	49	1	6				T,M,VP,SC	0		\$2,000.00
Exc Award (06/30/2018, 06/30/2022)																		
45430	CHANGHUA HSIEN LU KANG	10/25/1985	Active	18	0	4	-4	-18.18%	26	3	3			N	S,T,M,VP,SC	0		
47624	CHANGHUA HSIEN PA KUA SHAN	06/28/1987	Active	1	0	0	0	0.00%	1		7	2	None		P,S,T,M,VP SC	8		
Exc Award (06/30/2018, 06/30/2020)																		
105797	CHANGHUA HSIEN SHEN GUN	06/12/2009	Active	35	15	0	15	75.00%	20		0			N	S,T,M,VP	0		\$2,750.35
Exc Award (06/30/2016, 06/30/2019, 06/30/20)																		
106022	CHANGHUA HSIEN YINGHUA	06/26/2009	Active	45	3	0	3	7.14%	51		6			N	T,M,VP,SC	0		\$3,250.45
Exc Award (06/30/2018, 06/30/2019, 06/30/20)																		



Club Health Assessment for District 300D 1 through April 2025

			Status	Membership							Reports					Finance		LCIF
Club Number	Club Name	Charter Date		Current Member Count	YTD Members Added	YTD Members Dropped	YTD Net Growth	YTD Net Growth%	Member Count 12 Months Ago	Avg. length of service for dropped members	Months Since Last MMR ***	Yrs. Since Last Officer Report	President Rotation	Vice President Reported ****	Months Since Last Activity Report ***	Account Balance	Donations for current Fiscal Year	
			Number of times on status quo within last two years	If below 15 members appears				If net loss is greater than 20% appears			If no report in 3 months appears in	When more than one year appears in	Number of repeat terms	Notes the officers that do not have an active	If no report at 12 months appears in red			
148483	Changhua Jin Yeh	10/27/2021	Active	34	0	0	0	0.00%	34		13			S,T,M,VP,SC	0			
	Exc Award (06/30/2023)																	
139315	Changhua Lukang Tin Hou	08/02/2019	Active	51	32	9	23	82.14%	36	3	5			N	S,T,M,VP,SC	0	\$1,000.00	
	Exc Award (06/30/2020, 06/30/2022)																	
31376	CHANGHUA NORTHWEST	11/21/1975	Active	19	5	1	4	26.67%	15	5	3				S,T,M,VP,SC	0		
	Exc Award (06/30/2018)																	
149396	Changhua Treasure	12/27/2021	Active	32	4	0	4	14.29%	36		4			N	S,M,VP,SC	0	\$3,600.32	
	Exc Award (06/30/2024)																	
148724	Changhua Yongshin	10/27/2021	Active	11	0	0	0	0.00%	11		10				T,M,VP,SC	0		
150259	Changhua Young Young	06/02/2022	Active	20	0	0	0	0.00%	20		18	1	None	P,S,T,M,VP SC	0			
	Exc Award (06/30/2023)																	
127710	Changhua Youth	06/09/2016	Active	21	2	1	1	5.00%	26	1	6			N	S,T,M,VP,SC	0		
	Exc Award (06/30/2019, 06/30/2020)																	
68685	CHANGHUA YU DA	04/21/2003	Active	18	2	3	-1	-5.26%	19	12	0		2	N	S,M,VP,SC	0	\$2,900.18	
	Exc Award (06/30/2016, 06/30/2017, 06/30/20)																	
141480	Changhua Yu Shan	04/30/2020	Active	15	0	0	0	0.00%	22		7			N	P,T,M,VP,SC	0	\$500.10	
149437	Changhua Yuanhsianmei	12/29/2021	Active	22	10	0	10	83.33%	31		0			N	P,S,M,VP,SC	7		
	Exc Award (06/30/2023)																	
151133	Changhua Yung Sun	06/28/2022	Active	21	0	0	0	0.00%	21		12				P,S,T,M,VP SC	0		
	Exc Award (06/30/2023)																	
150254	Changrong	06/02/2022	Active	20	0	0	0	0.00%	20		18	1	None	P,S,T,M,VP SC	0			
	Exc Award (06/30/2023)																	
38707	HO MEI L C	06/17/1980	Active	51	1	4	-3	-5.56%	60	12	3			N	P,S,T,M,VP SC	0	\$2,000.00	
	Exc Award (06/30/2018, 06/30/2023)																	
57081	LU KANG LU CHING	06/12/1995	Active	51	7	0	7	15.91%	46		3			N	S,T,M,VP,SC	0	\$5,550.51	
	Exc Award (06/30/2018, 06/30/2020)																	
40267	TA CHANG LC	07/27/1981	Active	36	7	7	0	0.00%	36	2	0			N	SC	0	\$3,800.36	
	Exc Award (06/30/2018, 06/30/2020, 06/30/20)																	
63129	TA CHUNG HSING	05/02/2000	Active	69	4	0	4	6.15%	67		9				S,M,VP,SC	0	\$4,000.00	



Club Health Assessment for District 300D 1 through April 2025

Club NumberClub NameCharter Date			Status		Membership										Reports					Finance		LCIF
					Current Member Count	YTD Members Added	YTD Members Dropped	YTD Net Growth	YTD Net Growth%	Member Count 12 Months Ago	Avg. length of service for dropped members	Months Since Last MMR ***	Yrs. Since Last Officer Report	President Rotation	Vice President Reported ****	Months Since Last Activity Report ***	Account Balance	Donations for current Fiscal Year				
			Number of times on status quo within last two years	If below 15 members appears	If net loss is greater than 20% appears					If no report in 3 months appears in	When more than one year appears in	Number of repeat terms	Notes the officers that do not have an active	If no report at 12 months appears in red								
Exc Award (06/30/2016, 06/30/2017)																						
Current Total Clubs Count	YTD New Clubs Count	YTD Cancelled Clubs Count	YTD Net Club Gain	Current Total Members Count	YTD Add	YTD Drop	YTD Net Growth	YTD Net Growth %	Member Count 12 Months Ago	Average Member Count Per Club	% of Clubs with less than 20 members	% No MMR in 3 Months	% No Officer Report in 12 Months	% of Clubs with balance 90+ days	Number of Clubs in Status Quo	% Status Quo Clubs in Financial Suspension	Number of Cancelled Clubs	Average Cancelled Club Age	Members Lost Due to Cancellation	% of Clubs Cancelled for Non-Financial Reasons		
47	3	0	3	1,571	316	93	223	16.54%	1,508	33	19%	57%	9%	0%	0	0%	0	0	0	0%		

* - P - Priority Club. Cancellation Reasons: 1-Objectives/conduct, 2-Non-active club, 5-Non-existing club, 6-Disbanding, 7-Merger, 8-Financial Suspension, 9-District/Multiple District Dues.

** - Abbreviation: P-President, S-Secretary, T-Treasurer, M-Member Chairperson, VP-First Vice President, MC-Communications Chairperson, SC-Service Chairperson

*** - Abbreviation: N/R - Never reported using the Lions Clubs website, N/A - Not applicable, No password registered for the Lions Clubs website.

**** - Abbreviation: N - New, IP - Immediate Past, R - Repeat.



Club Health Assessment for District 300D 2 through April 2025

			Status	Membership						Reports					Finance	LCIF	
Club Number	Club Name	Charter Date		Current Member Count	YTD Members Added	YTD Members Dropped	YTD Net Growth	YTD Net Growth%	Member Count 12 Months Ago	Avg. length of service for dropped members	Months Since Last MMR ***	Yrs. Since Last Officer Report	President Rotation	Vice President Reported ****	Months Since Last Activity Report ***	Account Balance	Donations for current Fiscal Year
			Number of times on status quo within last two years	If below 15 members appears				If net loss is greater than 20% appears			If no report in 3 months appears in	When more than one year appears in	Number of repeat terms	Notes the officers that do not have an active	If no report at 12 months appears in red		
Clubs less than two years old																	
178649	Changhua County Tian Jhong	09/19/2024	Active	22	22	0	22	100.00%	0		5			M,VP,SC	N/A		\$1,000.00
175078	Changhua Hsien Pu Hsin	08/15/2024	Active	40	82	42	40	100.00%	0	0	4		2	M,VP,SC	3		\$2,000.00
175077	Changhua Hsien Public Garden	09/03/2024	Active	20	20	0	20	100.00%	0		1		None	P,T,M,VP,SC	N/A	90+ Days	
157192	Nantou County Shan Cheng	01/30/2024	Active	37	6	8	-2	-5.13%	39	1	4		2	N	S,T,M,VP,SC	1	\$5,000.00
175076	Nantou County Yu Shan	08/21/2024	Active	37	57	20	37	100.00%	0	14	0		2	T,M,VP,SC	N/A		\$1,000.00
Clubs more than two years old																	
153287	Changhua County Fenghe Dadi Exc Award (06/30/2023)	01/16/2023	Active(1)	26	16	8	8	44.44%	20	3	1			S,T,M,VP,SC	N/A		\$1,000.00
153267	Changhua County Jing Ying	01/16/2023	Active	18	4	5	-1	-5.26%	25	3	3			N	S,T,M,VP,SC	N/A	\$1,000.00
153275	Changhua County Ru Yuh Exc Award (06/30/2023)	01/10/2023	Active	36	10	1	9	33.33%	28	0	0			N	S,T,M,SC	0	\$2,000.00
128339	Changhua County Yong Sheng Exc Award (06/30/2020, 06/30/2022, 06/30/20)	07/25/2016	Active	39	21	0	21	116.67%	22		5			S,T,M,VP,SC	3		\$4,000.00
149641	Changhua Dongluoxi	01/19/2022	Active	39	11	3	8	25.81%	43	1	3			N	S,T,M,VP,SC	2	\$1,000.00
54730	CHANGHUA HSIEN CHIN HU Exc Award (06/30/2020, 06/30/2022, 06/30/20)	07/07/1993	Active	80	6	3	3	3.90%	80	8	0				S,T,M,VP,SC	3	\$5,000.00
54515	CHANGHUA HSIEN DA TSUEN Exc Award (06/30/2017, 06/30/2018, 06/30/20)	05/25/1993	Active	71	17	3	14	24.56%	69	16	2				S,T,M,VP,SC	3	\$11,000.00
54354	CHANGHUA HSIEN ERH LIN Exc Award (06/30/2016, 06/30/2017, 06/30/20)	04/15/1993	Active	131	39	0	39	42.39%	92		0			N	S,T,M,VP,SC	24+	\$3,000.27
56690	CHANGHUA HSIEN PU YEN	03/24/1995	Active	67	9	0	9	15.52%	67		4			N	S,T,M,VP,SC	24+	\$7,000.00
57057	CHANGHUA HSIEN RU LIN Exc Award (06/30/2016, 06/30/2020, 06/30/20)	06/12/1995	Active	53	19	1	18	51.43%	50	1	7			N	S,T,M,VP,SC	8	\$1,000.00
44090	CHANGHUA HSIEN SHIH HU	06/30/1984	Active	16	0	7	-7	-30.43%	23	11	4				P,S,T,M,VP SC	3	90+ Days \$1,000.27
58360	CHANGHUA HSIEN TSU EN Exc Award (06/30/2020, 06/30/2022)	05/28/1996	Active	69	10	0	10	16.95%	64		0			N	S,T,M,VP,SC	24+	\$11,000.00



Club Health Assessment for District 300D 2 through April 2025

			Status	Membership							Reports					Finance	LCIF
Club Number	Club Name	Charter Date		Current Member Count	YTD Members Added	YTD Members Dropped	YTD Net Growth	YTD Net Growth%	Member Count 12 Months Ago	Avg. length of service for dropped members	Months Since Last MMR ***	Yrs. Since Last Officer Report	President Rotation	Vice President Reported ****	Months Since Last Activity Report ***	Account Balance	Donations for current Fiscal Year
			Number of times on status quo within last two years	If below 15 members appears					If net loss is greater than 20% appears		If no report in 3 months appears in	When more than one year appears in	Number of repeat terms	Notes the officers that do not have an active	If no report at 12 months appears in red		
141550	Changhua Jie Lin	05/29/2020	Active	50	16	0	16	47.06%	43		5			N	S,T,M,VP,SC 24+	90+ Days	
141517	Changhua Pu Qing	04/29/2020	Active	11	2	0	2	22.22%	9		5				P,T,M,VP,SC 24+		
38089	CHANGHUA SEVEN STAR	02/04/1980	Active	33	6	7	-1	-2.94%	36	11	0			N	T,M,VP,SC 19		\$2,000.00
Exc Award (06/30/2016, 06/30/2017, 06/30/2020)																	
141482	Changhua Sheng Xin	04/28/2020	Active	41	12	4	8	24.24%	42	2	0			N	S,M,VP,SC N/A		\$1,000.00
Exc Award (06/30/2022)																	
148885	Changhua Wuji	11/04/2021	Active	29	6	0	6	26.09%	29		8			N	S,T,M,VP,SC N/A		
Exc Award (06/30/2024)																	
64363	CHING SHUI YEN	06/04/2001	Active	33	11	0	11	50.00%	39		2			N	S,T,M,VP,SC 24+		\$10,000.00
109612	ERH LIN SHIH FANG	11/03/2010	Active	34	6	6	0	0.00%	34	2	2			N	S,T,M,VP,SC 5		\$1,000.00
Exc Award (06/30/2016, 06/30/2017, 06/30/2020)																	
37714	JWU SHAN L C	11/07/1979	Active	23	10	2	8	53.33%	18	6	0		2	N	P,S,T,M,VP SC 24+		\$1,000.00
Exc Award (06/30/2018, 06/30/2020)																	
110181	NA LU WAN	01/26/2011	Active	38	3	0	3	8.57%	36		0				T,M,VP,SC 19		\$3,000.00
Exc Award (06/30/2022, 06/30/2024)																	
23393	NAN TOU	06/14/1972	Active	14	4	0	4	40.00%	10		3		2		S,T,M,VP,SC 20		
Exc Award (06/30/2016, 06/30/2017)																	
54145	NAN TOU HSIEN CHI CHI	02/24/1993	Active	15	5	0	5	50.00%	16		0				S,T,M,VP,SC 24+		
Exc Award (06/30/2016, 06/30/2020, 06/30/2020)																	
47886	NAN TOU HSIEN CHIEN SHAN	11/18/1987	Active	27	16	0	16	145.45%	11		5			R	S,M,VP,SC 24+		\$1,000.00
Exc Award (06/30/2019)																	
99193	NAN TOU HSIEN LU KU	04/23/2007	Active	30	5	0	5	20.00%	30		3			N	S,T,M,VP,SC 5		
Exc Award (06/30/2020, 06/30/2024)																	
53916	NAN TOU HSIEN SHOEI SHIOW	12/21/1992	Active	43	8	1	7	19.44%	37	2	1			N	S,T,M,VP,SC 24+		\$2,000.00
Exc Award (06/30/2018, 06/30/2024)																	
115355	NAN TOU TSAO HSIEH TUN	10/28/2011	Active	64	9	1	8	14.29%	58	8	1				P,T,M,VP,SC 3		\$9,000.00
Exc Award (06/30/2017, 06/30/2020, 06/30/2020)																	
152878	Nantou County Bai Ye Xing	10/27/2022	Active(1)	10	1	0	1	11.11%	9		9				P,S,T,M,VP SC N/A		



Club Health Assessment for District 300D 2 through April 2025

			Status	Membership						Reports					Finance		LCIF
Club Number	Club Name	Charter Date		Current Member Count	YTD Members Added	YTD Members Dropped	YTD Net Growth	YTD Net Growth%	Member Count 12 Months Ago	Avg. length of service for dropped members	Months Since Last MMR ***	Yrs. Since Last Officer Report	President Rotation	Vice President Reported ****	Months Since Last Activity Report ***	Account Balance	Donations for current Fiscal Year
			Number of times on status quo within last two years	If below 15 members appears				If net loss is greater than 20% appears			If no report in 3 months appears in	When more than one year appears in	Number of repeat terms	Notes the officers that do not have an active	If no report at 12 months appears in red		
121264	Nantou County Pine Ridge Exc Award (06/30/2023)	01/28/2014	Active	36	5	0	5	16.13%	36		1			S,T,M,VP,SC	24+		
153303	Nantou County Yong Peng Exc Award (06/30/2023)	01/16/2023	Active	11	1	0	1	10.00%	10		5			M,VP,SC	8		
149267	Nantou Shuyu Exc Award (06/30/2024)	12/15/2021	Active	30	2	0	2	7.14%	25		2		N	M,SC	N/A		\$1,000.00
32023	PULI L C Exc Award (06/30/2016, 06/30/2017, 06/30/2020)	04/06/1976	Active	41	3	2	1	2.50%	41	41	2		N	S,T,M,VP,SC	5		\$2,000.00
152884	Qiancheng	10/31/2022	Active(1)	10	0	0	0	0.00%	10		12			P,S,T,M,VP SC	N/A		
49456	SHUI LI NAN TOU HSIEN Exc Award (06/30/2018, 06/30/2022, 06/30/2020)	04/27/1989	Active	26	0	0	0	0.00%	27		8		R	S,T,M,VP,SC	24+		
87775	WU SHE Exc Award (06/30/2016, 06/30/2017)	04/12/2005	Active	20	2	3	-1	-4.76%	21	3	4		N	T,M,VP,SC	24+		
117522	YUAN CHING Exc Award (06/30/2016, 06/30/2017, 06/30/2020)	09/12/2012	Active	56	4	1	3	5.66%	60	1	1		N	S,T,M,VP,SC	N/A		\$1,000.00
23467	YUAN LIN Exc Award (06/30/2016, 06/30/2018, 06/30/2020)	10/13/1968	Active	149	10	13	-3	-1.97%	167	8	0		N	S,T,M,VP,SC	3		\$7,000.00
54518	YUAN LIN CHINN LONG Exc Award (06/30/2017, 06/30/2018, 06/30/2020)	05/25/1993	Active	32	2	2	0	0.00%	34	3	2			S,T,M,VP,SC	24+		

Clubs Cancelled Previous Fiscal Year – Clubs Cancelled within last 12 months may be reinstated

Club Number	Club Name	Charter Date	Current Status*	Cancellation Date
153223	Nantou County Yuan-Chi	01/10/2023	Cancelled(8*)	06/29/2024

Current Total Clubs Count	YTD New Clubs Count	YTD Cancelled Clubs Count	YTD Net Club Gain	Current Total Members Count	YTD Add	YTD Drop	YTD Net Growth	YTD Net Growth %	Member Count 12 Months Ago	Average Member Count Per Club	% of Clubs with less than 20 members	% No MMR in 3 Months	% No Officer Report in 12 Months	% of Clubs with balance 90+ days	Number of Clubs in Status Quo	% Status Quo Clubs in Financial Suspension	Number of Cancelled Clubs	Average Cancelled Club Age	Members Lost Due to Cancellation	% of Clubs Non-Financial Reasons
43	4	0	4	1,707	498	143	355	26.26%	1,510	40	19%	47%	0%	7%	0	0%	0	0	0	0%



Club Health Assessment for District 300D 2 through April 2025

			Status	Membership							Reports					Finance	LCIF
Club Number	Club Name	Charter Date		Current Member Count	YTD Members Added	YTD Members Dropped	YTD Net Growth	YTD Net Growth%	Member Count 12 Months Ago	Avg. length of service for dropped members	Months Since Last MMR ***	Yrs. Since Last Officer Report	President Rotation	Vice President Reported ****	Months Since Last Activity Report ***	Account Balance	Donations for current Fiscal Year
			Number of times on status quo within last two years	If below 15 members appears				If net loss is greater than 20% appears			If no report in 3 months appears in	When more than one year appears in	Number of repeat terms	Notes the officers that do not have an active	If no report at 12 months appears in red		

* - P - Priority Club. Cancellation Reasons: 1-Objectives/conduct, 2-Non-active club, 5-Non-existing club, 6-Disbanding, 7-Merger, 8-Financial Suspension, 9-District/Multiple District Dues.
** - Abbreviation: P-President, S-Secretary, T-Treasurer, M-Member Chairperson, VP-First Vice President, MC-Communications Chairperson, SC-Service Chairperson
*** - Abbreviation: N/R - Never reported using the Lions Clubs website, N/A - Not applicable, No password registered for the Lions Clubs website.
**** - Abbreviation: N - New, IP - Immediate Past, R - Repeat.




Club Health Assessment for District 300E 1 through April 2025

			Status	Membership							Reports					Finance		LCIF
Club Number	Club Name	Charter Date		Current Member Count	YTD Members Added	YTD Members Dropped	YTD Net Growth	YTD Net Growth%	Member Count 12 Months Ago	Avg. length of service for dropped members	Months Since Last MMR ***	Yrs. Since Last Officer Report	President Rotation	Vice President Reported ****	Months Since Last Activity Report ***	Account Balance	Donations for current Fiscal Year	
			Number of times on status quo within last two years	If below 15 members appears					If net loss is greater than 20% appears		If no report in 3 months appears in	When more than one year appears in	Number of repeat terms		Notes the officers that do not have an active	If no report at 12 months appears in red		
Clubs less than two years old																		
157362	Chiayi Chia Da	03/05/2024	Active	34	19	5	14	70.00%	21	4	0		2	S,T,M,VP,SC	N/A		\$1,000.00	
180799	Chiayi Loong Men	02/14/2025	Newly Chartered	28	28	0	28	100.00%	0		0			S,T,M,VP,SC	N/A		\$5,000.00	
156811	Chiayi Summit	12/14/2023	Active	23	3	0	3	15.00%	20		4		2	M,VP,SC	N/R		\$3,000.00	
157294	Tainan City Formosa Korean Culture	02/07/2024	Active	23	4	2	2	9.52%	21	2	0		2	M,VP,SC	0		\$4,000.00	
171866	Tainan Formosa Beauty Industry Elite	06/13/2024	Active	31	13	3	10	47.62%	0	0	0		2	S,M,VP,SC	3		\$5,000.00	
157730	Tainan Gold Ding	03/19/2024	Active	43	11	0	11	34.38%	24		0		None	P,S,T,M,VP SC	N/R		\$28,000.00	
Clubs more than two years old																		
23364	CHIAYI	05/22/1960	Active	81	1	7	-6	-6.90%	87	6	0			S,T,M,VP,SC	24+		\$14,000.00	
Exc Award (06/30/2017, 06/30/2018, 06/30/20																		
40269	CHIAYI A LI SHAN	07/21/1981	Active	70	2	1	1	1.45%	76	16	0			M,VP,SC	15		\$15,000.00	
Exc Award (06/30/2017, 06/30/2018, 06/30/20																		
130605	Chiayi Chia Chung	03/31/2017	Active	27	10	0	10	58.82%	25		0			S,T,M,VP,SC	N/A		\$2,000.00	
Exc Award (06/30/2020, 06/30/2022, 06/30/20																		
47997	CHIAYI CHIA FONG	12/28/1987	Active	80	10	1	9	12.68%	78	1	0			S,T,M,VP,SC	18		\$13,000.00	
Exc Award (06/30/2016, 06/30/2018, 06/30/20																		
66580	CHIAYI CHIA HWA	08/27/2002	Active	25	3	1	2	8.70%	22	22	0			S,M,VP,SC	15		\$3,000.00	
Exc Award (06/30/2016, 06/30/2020, 06/30/20																		
48270	CHIAYI CHIA NEU	03/11/1988	Active	48	12	3	9	23.08%	43	4	0			S,T,M,VP,SC	24+		\$20,000.00	
Exc Award (06/30/2016, 06/30/2019, 06/30/20																		
47441	CHIAYI CHIA TAI	06/05/1987	Active	46	4	28	-24	-34.29%	86	7	0			S,T,M,VP,SC	6		\$8,000.00	
Exc Award (06/30/2016, 06/30/2017, 06/30/20																		
56587	CHIAYI HSIEN SHING KONG	02/28/1995	Active	31	4	1	3	10.71%	31	30	0			S,M,VP,SC	24+		\$2,000.00	
Exc Award (06/30/2017, 06/30/2019, 06/30/20																		
48271	CHIAYI HUI LAN	03/11/1988	Active	38	2	2	0	0.00%	48	13	0			S,M,VP,SC	24+		\$8,000.00	
Exc Award (06/30/2016, 06/30/2019, 06/30/20																		
84051	CHIAYI JEN SHAN MEI	08/17/2004	Active	25	4	0	4	19.05%	31		0			S,M,VP,SC	20		\$6,000.00	




Club Health Assessment for District 300E 1 through April 2025

			Status	Membership						Reports					Finance	LCIF		
Club Number	Club Name	Charter Date		Current Member Count	YTD Members Added	YTD Members Dropped	YTD Net Growth	YTD Net Growth%	Member Count 12 Months Ago	Avg. length of service for dropped members	Months Since Last MMR ***	Yrs. Since Last Officer Report	President Rotation	Vice President Reported ****	Months Since Last Activity Report ***	Account Balance	Donations for current Fiscal Year	
			Number of times on status quo within last two years	If below 15 members appears					If net loss is greater than 20% appears			If no report in 3 months appears in	When more than one year appears in	Number of repeat terms	Notes the officers that do not have an active	If no report at 12 months appears in red		
Exc Award (06/30/2017, 06/30/2018, 06/30/2020) 43917 CHIAYI LAN TAN 05/21/1984			Active	49	1	0	1	2.08%	57		0			T,M,VP,SC	24+		\$15,000.00	
Exc Award (06/30/2016, 06/30/2019, 06/30/2020) 78505 CHIAYI PEI HUI 03/18/2004			Active	34	10	3	7	25.93%	29	20	0			S,M,VP,SC	3		\$18,000.00	
Exc Award (06/30/2018, 06/30/2019, 06/30/2020) 151834 Chiayi Sincerity 08/02/2022			Active	17	5	0	5	41.67%	17		0			S,M,VP,SC	N/A		\$2,000.00	
64819 CHIAYI TAO CHENG 12/04/2001			Active	28	5	1	4	16.67%	26	2	0			S,T,M,VP,SC	24+		\$2,000.00	
Exc Award (06/30/2016, 06/30/2017, 06/30/2020) 30210 CHIAYI WU FONG 02/05/1975			Active	58	7	0	7	13.73%	59		0			S,T,M,VP,SC	5		\$7,000.00	
Exc Award (06/30/2016, 06/30/2018, 06/30/2020) 68741 CHIAYI YI HWA 05/12/2003			Active	35	8	28	-20	-36.36%	55	2	0			S,T,M,VP,SC	24+		\$1,000.00	
Exc Award (06/30/2016, 06/30/2019, 06/30/2020) 54861 CHIAYI YUH SHAN 09/09/1993			Active	65	9	3	6	10.17%	67	22	0			S,T,M,VP,SC	7		\$3,000.00	
Exc Award (06/30/2017, 06/30/2018, 06/30/2020) 85925 MAILIAO 03/21/2005			Active	43	2	1	1	2.38%	46	4	0			S,T,M,VP,SC	24+		\$17,000.00	
Exc Award (06/30/2016, 06/30/2017, 06/30/2020) 23394 PEIKANG 03/20/1967			Active	52	6	3	3	6.12%	57	3	0			S,T,M,VP,SC	5		\$17,000.00	
Exc Award (06/30/2016, 06/30/2018, 06/30/2020) 35232 PU TZU 03/31/1978			Active	20	5	0	5	33.33%	23		0			T,M,VP,SC	6		\$4,000.00	
Exc Award (06/30/2016, 06/30/2019, 06/30/2020) 56467 TAI HSI 01/25/1995			Active	42	8	1	7	20.00%	37	28	0			T,M,VP,SC	4		\$33,000.00	
Exc Award (06/30/2016, 06/30/2018, 06/30/2020) 53480 TAINAN AN NAN 07/01/1992			Active	54	16	1	15	38.46%	41	7	0			S,T,M,VP,SC	6		\$14,000.00	
Exc Award (06/30/2016, 06/30/2020, 06/30/2020) 30289 TAINAN CAPITAL 02/24/1975			Active	34	4	3	1	3.03%	36	27	0			T,M,VP,SC	24+		\$13,000.00	
Exc Award (06/30/2016, 06/30/2017, 06/30/2020) 23416 TAINAN CENTRAL 03/18/1970			Active	39	3	2	1	2.63%	40	17	0			T,M,VP,SC	4		\$7,000.00	
Exc Award (06/30/2016, 06/30/2020, 06/30/2020) 23417 TAINAN CHENG KUNG 11/15/1963			Active	30	3	2	1	3.45%	30	3	0			S,T,M,VP,SC	24+		\$3,000.00	



Club Health Assessment for District 300E 1 through April 2025

			Status	Membership							Reports					Finance	LCIF	
Club Number	Club Name	Charter Date		Current Member Count	YTD Members Added	YTD Members Dropped	YTD Net Growth	YTD Net Growth%	Member Count 12 Months Ago	Avg. length of service for dropped members	Months Since Last MMR ***	Yrs. Since Last Officer Report	President Rotation	Vice President Reported ****	Months Since Last Activity Report ***	Account Balance	Donations for current Fiscal Year	
			Number of times on status quo within last two years	If below 15 members appears					If net loss is greater than 20% appears			If no report in 3 months appears in	When more than one year appears in	Number of repeat terms	Notes the officers that do not have an active	If no report at 12 months appears in red		
Exc Award (06/30/2017, 06/30/2018, 06/30/2020) 62717 TAINAN CHI HSIANG 01/18/2000			Active	34	3	0	3	9.68%	36		0			S,M,VP,SC	23		\$7,000.00	
Exc Award (06/30/2016, 06/30/2017, 06/30/2020) 41390 TAINAN CHIA LI 05/11/1982			Active	38	7	3	4	11.76%	35	19	0			T,M,VP,SC	1		\$5,000.00	
Exc Award (06/30/2016, 06/30/2017, 06/30/2020) 30116 TAINAN CHIH KAN 01/06/1975			Active	36	1	2	-1	-2.70%	38	27	0			M,VP,SC	24		\$11,000.00	
Exc Award (06/30/2017, 06/30/2021, 06/30/2020) 39076 TAINAN CHIN CHENG 11/05/1980			Active	30	5	0	5	20.00%	27		0			S,M,VP,SC	8		\$5,000.00	
Exc Award (06/30/2017, 06/30/2019, 06/30/2020) 48187 TAINAN CHUEN HUEI 02/15/1988			Active	22	15	6	9	69.23%	19	8	0			T,M,VP,SC	24+		\$4,000.00	
Exc Award (06/30/2016, 06/30/2018, 06/30/2020) 54862 TAINAN CHUN WANG 09/09/1993			Active	29	4	0	4	16.00%	27		0			T,M,VP,SC	24+		\$18,000.00	
Exc Award (06/30/2017, 06/30/2019, 06/30/2020) 54219 TAINAN CHUN YING 03/11/1993			Active	24	3	0	3	14.29%	21		0			T,M,VP,SC	5		\$5,000.00	
Exc Award (06/30/2016, 06/30/2017, 06/30/2020) 38708 TAINAN CHUNG CHENG 06/26/1980			Active	23	2	0	2	9.52%	24		0			T,M,VP,SC	24+		\$3,000.00	
Exc Award (06/30/2018, 06/30/2020, 06/30/2020) 37182 TAINAN CHUNG SHAN 05/24/1979			Active	44	6	3	3	7.32%	43	2	0			S,T,M,VP,SC	4		\$12,000.00	
Exc Award (06/30/2016, 06/30/2018, 06/30/2020) 32668 TAINAN DOWNTOWN 08/09/1976			Active	24	9	1	8	50.00%	21	21	0			M,VP,SC	0		\$5,000.00	
Exc Award (06/30/2016, 06/30/2017, 06/30/2020) 109146 TAINAN ETERNITY 09/01/2010			Active	33	3	0	3	10.00%	35		0			M,VP,SC	11		\$13,000.00	
Exc Award (06/30/2019, 06/30/2021, 06/30/2020) 23415 TAINAN FIRST 01/28/1959			Active	60	15	4	11	22.45%	60	29	0			S,M,VP,SC	4		\$23,000.00	
Exc Award (06/30/2016, 06/30/2017, 06/30/2020) 23418 TAINAN FU CHENG 10/19/1973			Active	33	2	0	2	6.45%	32		0			S,T,M,VP,SC	7		\$7,000.00	
Exc Award (06/30/2016, 06/30/2017, 06/30/2020) 23419 TAINAN HSIEN 06/01/1966			Active	66	5	11	-6	-8.33%	72	12	0			S,T,M,VP,SC	15		\$35,000.00	
Exc Award (06/30/2016, 06/30/2019, 06/30/2020)																		



Club Health Assessment for District 300E 1 through April 2025

			Status	Membership							Reports					Finance	LCIF
Club Number	Club Name	Charter Date		Current Member Count	YTD Members Added	YTD Members Dropped	YTD Net Growth	YTD Net Growth%	Member Count 12 Months Ago	Avg. length of service for dropped members	Months Since Last MMR ***	Yrs. Since Last Officer Report	President Rotation	Vice President Reported ****	Months Since Last Activity Report ***	Account Balance	Donations for current Fiscal Year
			Number of times on status quo within last two years	If below 15 members appears					If net loss is greater than 20% appears			If no report in 3 months appears in	When more than one year appears in	Number of repeat terms	Notes the officers that do not have an active	If no report at 12 months appears in red	
56977	TAINAN HSIN FENG	05/17/1995	Active	47	3	2	1	2.17%	50	16	0			T,M,VP,SC	17		\$55,000.00
Exc Award (06/30/2016, 06/30/2018, 06/30/2020)																	
50266	TAINAN HSIN FONG	03/01/1990	Active	29	2	0	2	7.41%	29		7			S,T,M,VP,SC	24+		\$15,000.00
Exc Award (06/30/2018, 06/30/2020)																	
61595	TAINAN HUI CHUN	03/08/1999	Active	22	5	2	3	15.79%	20	5	0			S,T,M,VP,SC	5		\$4,000.00
Exc Award (06/30/2016, 06/30/2017, 06/30/2020)																	
51999	TAINAN JEN SHANN MEEI	09/09/1991	Active	28	2	7	-5	-15.15%	34	5	4			S,T,M,VP,SC	24+		\$9,000.00
Exc Award (06/30/2016, 06/30/2018, 06/30/2020)																	
36501	TAINAN JEN-AI	01/05/1979	Active	26	5	5	0	0.00%	29	3	0			T,M,VP,SC	24+		\$5,000.00
Exc Award (06/30/2016, 06/30/2017, 06/30/2020)																	
61755	TAINAN KUEI JEN	04/05/1999	Active	45	12	2	10	28.57%	38	2	0			T,M,VP,SC	24+		\$24,000.00
Exc Award (06/30/2016, 06/30/2017, 06/30/2020)																	
132226	Tainan Love Taiwan	07/19/2017	Active	21	14	5	9	75.00%	8	4	0		2	S,M,VP,SC	6		\$3,000.00
Exc Award (06/30/2021)																	
43387	TAINAN LUNG HSING	01/17/1984	Active	40	3	1	2	5.26%	38	3	0			S,M,VP,SC	24+		\$5,000.00
Exc Award (06/30/2016, 06/30/2017, 06/30/2020)																	
55703	TAINAN MA DOW	05/11/1994	Active	24	4	1	3	14.29%	23	1	0			T,M,VP,SC	24+		\$5,000.00
Exc Award (06/30/2016, 06/30/2022, 06/30/2020)																	
33897	TAINAN METROPOLIS	05/06/1977	Active	28	1	2	-1	-3.45%	32	24	0			S,M,VP,SC	24+		\$5,000.00
Exc Award (06/30/2016, 06/30/2017, 06/30/2020)																	
43918	TAINAN MING JEN	05/22/1984	Active	35	12	0	12	52.17%	36		0			S,T,M,VP,SC	6		\$6,000.00
Exc Award (06/30/2018, 06/30/2023)																	
48188	TAINAN NAN FONG	02/22/1988	Active	70	30	0	30	75.00%	62		4			S,M,VP,SC	6		\$35,000.00
Exc Award (06/30/2018, 06/30/2020, 06/30/2020)																	
55569	TAINAN NAN YING	04/14/1994	Active	43	5	2	3	7.50%	44	5	0			S,T,M,VP,SC	24+		\$13,000.00
Exc Award (06/30/2016, 06/30/2018, 06/30/2020)																	
101547	TAINAN NAN YINNG	03/12/2008	Active	20	2	2	0	0.00%	20	6	0			M,VP,SC	17		\$6,000.00
Exc Award (06/30/2018, 06/30/2020, 06/30/2020)																	
121731	Tainan Nan-I	03/31/2014	Active	35	3	0	3	9.38%	33		0			S,T,M,VP,SC	N/A		\$12,000.00



Club Health Assessment for District 300E 1 through April 2025

			Status	Membership							Reports					Finance		LCIF
Club Number	Club Name	Charter Date		Current Member Count	YTD Members Added	YTD Members Dropped	YTD Net Growth	YTD Net Growth%	Member Count 12 Months Ago	Avg. length of service for dropped members	Months Since Last MMR ***	Yrs. Since Last Officer Report	President Rotation	Vice President Reported ****	Months Since Last Activity Report ***	Account Balance	Donations for current Fiscal Year	
			Number of times on status quo within last two years	If below 15 members appears					If net loss is greater than 20% appears			If no report in 3 months appears in	When more than one year appears in	Number of repeat terms	Notes the officers that do not have an active	If no report at 12 months appears in red		
Exc Award (06/30/2017, 06/30/2019, 06/30/2020) 67016 TAINAN NANTU 12/06/2002			Active	34	1	2	-1	-2.86%	41	6	0			T,M,VP,SC	24+		\$23,000.00	
Exc Award (06/30/2017, 06/30/2019, 06/30/2020) 54731 TAINAN PEI MENG 07/08/1993			Active	29	5	0	5	20.83%	27		0			S,T,M,VP,SC	24+		\$5,000.00	
Exc Award (06/30/2019, 06/30/2020, 06/30/2020) 41752 TAINAN PHOENIX 07/20/1982			Active	34	3	0	3	9.68%	32		0			S,M,VP,SC	5		\$15,000.00	
Exc Award (06/30/2016, 06/30/2019, 06/30/2020) 32298 TAINAN PO AI 05/21/1976			Active	53	4	1	3	6.00%	50	1	0			S,M,VP,SC	6		\$8,000.00	
Exc Award (06/30/2016, 06/30/2017, 06/30/2020) 40672 TAINAN PO JEN 12/31/1981			Active	30	2	2	0	0.00%	36	7	0			S,T,M,VP,SC	24+		\$12,000.00	
Exc Award (06/30/2016, 06/30/2018, 06/30/2020) 125601 Tainan Prospect 08/11/2015			Active	24	4	0	4	20.00%	28		0			T,M,VP,SC	N/A		\$3,000.00	
Exc Award (06/30/2016, 06/30/2018) 131204 Tainan Ren-De 06/15/2017			Active	17	6	1	5	41.67%	15	0	0			S,T,M,VP,SC	24+		\$6,000.00	
96671 TAINAN RU YIH 03/17/2006			Active	22	9	4	5	29.41%	22	1	0			S,T,M,VP,SC	24+		\$13,000.00	
Exc Award (06/30/2022, 06/30/2023) 99609 TAINAN SIN HUA 06/19/2007			Active	20	6	0	6	42.86%	20		4			P,S,T,M,VP SC	24+		\$2,000.00	
Exc Award (06/30/2019, 06/30/2021, 06/30/2020) 99501 TAINAN SIN SHIH 05/29/2007			Active	21	4	2	2	10.53%	20	2	0			S,T,M,VP,SC	24+		\$2,000.00	
Exc Award (06/30/2016, 06/30/2017, 06/30/2020) 137088 Tainan Tapani 01/02/2019			Active	25	6	2	4	19.05%	24	2	0			S,T,M,VP,SC	5		\$3,000.00	
Exc Award (06/30/2023, 06/30/2024) 51714 TAINAN TZU CHIANG 05/23/1991			Active	35	0	8	-8	-18.60%	49	12	0			S,T,M,VP,SC	24+		\$8,999.99	
Exc Award (06/30/2016, 06/30/2017, 06/30/2020) 49213 TAINAN UNION 02/14/1989			Active	66	18	0	18	37.50%	56		0			T,M,VP,SC	3		104,000.00	
Exc Award (06/30/2018, 06/30/2021, 06/30/2020) 23420 TAINAN WEST 01/25/1969			Active	33	3	5	-2	-5.71%	42	20	0			S,T,M,VP,SC	24+		\$10,000.00	
Exc Award (06/30/2019, 06/30/2020, 06/30/2020) 103645 TAINAN XIANG YANG 09/18/2008			Active	16	6	1	5	45.45%	14	0	0			T,M,VP,SC	24+			



Club Health Assessment for District 300E 1 through April 2025

			Status	Membership							Reports					Finance	LCIF
Club Number	Club Name	Charter Date		Current Member Count	YTD Members Added	YTD Members Dropped	YTD Net Growth	YTD Net Growth%	Member Count 12 Months Ago	Avg. length of service for dropped members	Months Since Last MMR ***	Yrs. Since Last Officer Report	President Rotation	Vice President Reported ****	Months Since Last Activity Report ***	Account Balance	Donations for current Fiscal Year
			Number of times on status quo within last two years	If below 15 members appears			If net loss is greater than 20% appears			If no report in 3 months appears in			When more than one year appears in	Number of repeat terms	Notes the officers that do not have an active	If no report at 12 months appears in red	
Exc Award (06/30/2019, 06/30/2020, 06/30/2023) 23421 TAINAN YEN PIN 04/18/1970			Active	31	8	2	6	24.00%	25	31	0			M,VP,SC	5		\$16,000.00
Exc Award (06/30/2016, 06/30/2017, 06/30/2020) 56006 TAINAN YEN SHUI 07/19/1994			Active	54	4	1	3	5.88%	53	2	0			M,VP,SC	24+		\$6,000.00
Exc Award (06/30/2017, 06/30/2019, 06/30/2020) 34992 TAINAN YUNG KANG 01/16/1978			Active	51	3	0	3	6.25%	50		0			S,T,M,VP,SC	7		\$33,000.00
Exc Award (06/30/2016, 06/30/2017, 06/30/2020) 48125 TAINAN YUNG MEI 02/01/1988			Active	32	3	0	3	10.34%	31		0			T,M,VP,SC	3		\$7,000.00
Exc Award (06/30/2016, 06/30/2017, 06/30/2020) 34552 THE CENTRAL OF TAINAN HSIEN 10/20/1977			Active	57	12	3	9	18.75%	48	1	0			M,VP,SC	7		\$15,000.00
Exc Award (06/30/2019, 06/30/2020, 06/30/2023) 42582 TOUNAN 04/11/1983			Active	34	9	1	8	30.77%	34	1	0			T,M,VP,SC	24+		\$7,000.00
Exc Award (06/30/2017, 06/30/2018, 06/30/2020) 23470 YUNLIN 06/15/1963			Active	44	8	3	5	12.82%	54	32	0			S,T,M,VP,SC	6		\$6,000.00
Exc Award (06/30/2017, 06/30/2020, 06/30/2023) 152235 Yunlin Formosa Holistic Aromatherapy 08/18/2022			Active	29	5	0	5	20.83%	37		0			M,VP,SC	15		\$5,000.00
Exc Award (06/30/2018, 06/30/2020, 06/30/2023) 59903 YUNLIN HSIEN ERG LUN 08/14/1997			Active	35	5	2	3	9.38%	34	0	0			S,T,M,VP,SC	21		\$11,000.00
Exc Award (06/30/2018, 06/30/2020, 06/30/2023) 56300 YUNLIN HSIEN HSI LO 12/05/1994			Active	50	4	1	3	6.38%	53	0	0			S,T,M,VP,SC	24+		\$3,000.00
Exc Award (06/30/2016, 06/30/2017, 06/30/2020) 49422 YUNLIN HSIEN HU NEU 04/19/1989			Active	42	2	0	2	5.00%	45		0			M,VP,SC	1		\$21,000.00
Exc Award (06/30/2018, 06/30/2019, 06/30/2020) 39451 YUNLIN HSIEN HU WEI 02/04/1981			Active	40	4	3	1	2.56%	46	25	0			S,T,M,VP,SC	24+		\$11,000.00
Exc Award (06/30/2018, 06/30/2023) 47998 YUNLIN HSIEN KO HU 12/21/1987			Active	22	3	2	1	4.76%	21	2	0		2	S,T,M,VP,SC	24+		\$4,000.00
Exc Award (06/30/2016, 06/30/2020, 06/30/2023) 58151 YUNLIN HSIEN LUAN BEY 04/18/1996			Active	52	3	0	3	6.12%	52		0			T,M,VP,SC	0		\$19,000.00
Exc Award (06/30/2019, 06/30/2020, 06/30/2023) 50425 YUNLIN HSIEN NAN HUI 04/17/1990			Active	24	7	1	6	33.33%	19	16	0			S,T,M,VP,SC	7		\$5,000.00



Club Health Assessment for District 300E 1 through April 2025

			Status		Membership						Reports					Finance		LCIF		
Club Number	Club Name	Charter Date			Current Member Count	YTD Members Added	YTD Members Dropped	YTD Net Growth	YTD Net Growth%	Member Count 12 Months Ago	Avg. length of service for dropped members	Months Since Last MMR ***	Yrs. Since Last Officer Report	President Rotation	Vice President Reported ****	Months Since Last Activity Report ***	Account Balance	Donations for current Fiscal Year		
			Number of times on status quo within last two years		If below 15 members appears				If net loss is greater than 20% appears			If no report in 3 months appears in	When more than one year repeat appears in	Number of repeat terms		Notes the officers that do not have an active	If no report at 12 months appears in red			
Exc Award (06/30/2017, 06/30/2018, 06/30/2020)																				
48625	YUNLIN HSIEN PEI ING	05/23/1988	Active		49	6	2	4	8.89%	48	1	0				S,M,VP,SC	4	\$28,000.00		
Exc Award (06/30/2017, 06/30/2018, 06/30/2020)																				
54788	YUNLIN HSIEN SHUI LIN	07/23/1993	Active		14	6	2	4	40.00%	24	11	4				S,T,M,VP,SC	24+	\$3,000.00		
Exc Award (06/30/2019, 06/30/2020, 06/30/2020)																				
47999	YUNLIN HSIEN TO KO	12/21/1987	Active		6	0	0	0	0.00%	6		15	2	None		P,S,T,M,VP SC	24+	\$1,000.00		
Exc Award (06/30/2016, 06/30/2018)																				
59598	YUNLIN HSIEN TOU LIU	05/29/1997	Active		66	1	2	-1	-1.49%	70	13	0				T,M,VP,SC	8	\$15,000.00		
Exc Award (06/30/2016, 06/30/2018, 06/30/2020)																				
60219	YUNLIN HSIEN TUNG HSIN	12/23/1997	Active		39	2	2	0	0.00%	40	2	0				M,VP,SC	24+	\$4,000.00		
Exc Award (06/30/2017, 06/30/2018, 06/30/2020)																				
53111	YUNLIN HSIEN YUN FONG	05/18/1992	Active		55	3	0	3	5.77%	53		0				S,T,M,VP,SC	5	\$15,000.00		
Exc Award (06/30/2016, 06/30/2017, 06/30/2020)																				
Current Total Clubs Count	YTD New Clubs Count	YTD Cancelled Clubs Count	YTD Net Club Gain	Current Total Members Count	YTD Add	YTD Drop	YTD Net Growth	YTD Net Growth %	Member Count 12 Months Ago	Average Member Count Per Club	% of Clubs with less than 20 members	% No MMR in 3 Months	% No Officer Report in 12 Months	% of Clubs with balance 90+ days	Number of Clubs in Status Quo	% Status Quo Clubs in Financial Suspension	Number of Cancelled Clubs	Average Cancelled Club Age	Members Lost Due to Cancellation	% of Clubs Cancelled for Non-Financial Reasons
96	1	0	1	3,547	580	218	362	11.37%	3,538	37	5%	7%	1%	0%	0	0%	0	0	0	0%

* - P - Priority Club. Cancellation Reasons: 1-Objectives/conduct, 2-Non-active club, 5-Non-existing club, 6-Disbanding, 7-Merger, 8-Financial Suspension, 9-District/Multiple District Dues.

** - Abbreviation: P-President, S-Secretary, T-Treasurer, M-Member Chairperson, VP-First Vice President, MC-Communications Chairperson, SC-Service Chairperson

*** - Abbreviation: N/R - Never reported using the Lions Clubs website, N/A - Not applicable, No password registered for the Lions Clubs website.

**** - Abbreviation: N - New, IP - Immediate Past, R - Repeat.



Club Health Assessment for District 300E 2 through April 2025

			Status	Membership							Reports					Finance		LCIF
Club Number	Club Name	Charter Date		Current Member Count	YTD Members Added	YTD Members Dropped	YTD Net Growth	YTD Net Growth%	Member Count 12 Months Ago	Avg. length of service for dropped members	Months Since Last MMR ***	Yrs. Since Last Officer Report	President Rotation	Vice President Reported ****	Months Since Last Activity Report ***	Account Balance	Donations for current Fiscal Year	
			Number of times on status quo within last two years	If below 15 members appears				If net loss is greater than 20% appears			If no report in 3 months appears in	When more than one year appears in	Number of repeat terms	Notes the officers that do not have an active	If no report at 12 months appears in red			
Clubs less than two years old																		
174989	Kaohsiung City Lu Lei	08/12/2024	Active	35	35	0	35	100.00%	0		2			T,M,VP,SC	N/R			
155968	Pingtung Chun Pao	09/12/2023	Active	22	12	8	4	22.22%	35	1	3			P,S,M,VP,SC	N/R		\$3,000.04	
Clubs more than two years old																		
23362	CHAO CHOU	11/06/1968	Active	34	9	3	6	21.43%	28	5	1			P,S,T,M,VP SC	24+		\$4,000.00	
Exc Award (06/30/2016, 06/30/2019, 06/30/20																		
23363	CHI SHAN L C	05/11/1969	Active	26	2	0	2	8.33%	25		8			P,T,M,VP,SC	16		\$4,000.01	
Exc Award (06/03/2016, 06/30/2017, 06/30/20																		
46219	FANG LIAO	05/21/1986	Active	33	4	1	3	10.00%	33	26	0			P,S,M,VP,SC	18		\$19,000.03	
Exc Award (06/30/2018, 06/30/2019, 06/30/20																		
132811	Kaohsiung City Cathay	10/13/2017	Active	25	4	2	2	8.70%	25	7	3			P,T,M,VP	N/A		\$3,000.00	
Exc Award (06/30/2018, 06/30/2020, 06/30/20																		
43386	KAOHSIUNG CITY CHENG CHING LAKE	01/17/1984	Active	29	1	1	0	0.00%	29	7	4			P,S,T,M,VP SC	23		\$17,600.32	
Exc Award (06/30/2018, 06/30/2019, 06/30/20																		
151822	Kaohsiung City Chun Ying	07/22/2022	Active	58	20	10	10	20.83%	59	2	0			S,T,VP,SC	0		\$7,000.00	
Exc Award (06/30/2023, 06/30/2024)																		
147521	KAOHSIUNG CITY DA FA	07/08/2021	Active	22	8	6	2	10.00%	29	2	2			P,S,T,M,VP SC	N/A			
Exc Award (06/30/2022)																		
62776	KAOHSIUNG CITY FENG HSI	02/03/2000	Active	45	5	1	4	9.76%	47	10	4			P,S,M,VP,SC	24+		\$18,000.18	
Exc Award (06/30/2016, 06/30/2017, 06/30/20																		
23368	KAOHSIUNG CITY FENG SHAN	04/01/1969	Active	33	5	2	3	10.00%	39	5	3			P,S,M,VP,SC	24+		\$10,000.00	
Exc Award (06/30/2017, 06/30/2018, 06/30/20																		
53478	KAOHSIUNG CITY FENG YI	07/01/1992	Active	26	1	0	1	4.00%	28		9			S,T,M,VP,SC	24+		\$6,000.00	
Exc Award (06/30/2016, 06/30/2017, 06/30/20																		
128441	Kaohsiung City Feng Yu	08/17/2016	Active	44	6	32	-26	-37.14%	71	4	0			P,S,T,M,VP SC	24+		\$3,000.00	
Exc Award (06/30/2019, 06/30/2021, 06/30/20																		
37607	KAOHSIUNG CITY FENGSHAN CHARITY	10/04/1979	Active	18	1	5	-4	-18.18%	26	7	2			P,S,T,M,VP SC	24+		\$3,000.00	
Exc Award (06/30/2017, 06/30/2020, 06/30/20																		



Club Health Assessment for District 300E 2 through April 2025

			Status	Membership							Reports					Finance		LCIF
Club Number	Club Name	Charter Date		Current Member Count	YTD Members Added	YTD Members Dropped	YTD Net Growth	YTD Net Growth%	Member Count 12 Months Ago	Avg. length of service for members	Months Since Last MMR ***	Yrs. Since Last Officer Report	President Rotation	Vice President Reported ****	Months Since Last Activity Report ***	Account Balance	Donations for current Fiscal Year	
			Number of times on status quo within last two years	If below 15 members appears					If net loss is greater than 20% appears		If no report in 3 months appears in	When more than one year appears in	Number of repeat terms	Notes the officers that do not have an active	If no report at 12 months appears in red			
49458	KAOHSIUNG CITY GRAND	04/27/1989	Active	31	4	0	4	14.81%	32		0			P,T,M,VP,SC	24+		\$17,000.00	
Exc Award (06/30/2018, 06/30/2020)																		
49901	KAOHSIUNG CITY HSIN ING	10/18/1989	Active	26	8	0	8	44.44%	22		2			S,T,M,VP,SC	24+		\$4,000.00	
Exc Award (06/30/2016, 06/30/2018, 06/30/2020)																		
66491	KAOHSIUNG CITY HUANG CHIA	07/22/2002	Active	53	17	0	17	47.22%	51		2			P,S,VP,SC	24+		\$10,000.00	
Exc Award (06/30/2017, 06/30/2019, 06/30/2020)																		
51561	KAOHSIUNG CITY JEN TA	04/19/1991	Active	27	7	0	7	35.00%	27		2			P,S,T,M,VP SC	24+		\$8,000.00	
Exc Award (06/30/2017, 06/30/2018, 06/30/2020)																		
147835	Kaohsiung City Ju Yi	08/04/2021	Active	17	1	0	1	6.25%	24		1			P,S,T,M,VP SC	N/R			
60500	KAOHSIUNG CITY KANG FENG	03/17/1998	Active	39	0	4	-4	-9.30%	43	9	4			P,T,M,VP,SC	13		\$20,000.03	
Exc Award (06/30/2016, 06/30/2017, 06/30/2020)																		
23377	KAOHSIUNG CITY KANG SHAN	10/18/1969	Active	35	2	0	2	6.06%	35		6			P,T,M,VP,SC	24+		\$8,000.03	
Exc Award (06/30/2020, 06/30/2022, 06/30/2020)																		
48680	KAOHSIUNG CITY KAO FENG	06/08/1988	Active	25	8	1	7	38.89%	25	5	6			P,T,M,VP	24+		\$3,000.04	
Exc Award (06/30/2016, 06/30/2018, 06/30/2020)																		
77406	KAOHSIUNG CITY TA KANG SHAN	07/21/2003	Active	20	4	0	4	25.00%	16		2			P,S,T,M,VP SC	24+			
Exc Award (06/30/2016, 06/30/2018, 06/30/2020)																		
55832	KAOHSIUNG CITY TA SHE	06/15/1994	Active	41	4	0	4	10.81%	49		2			S,T,M,VP,SC	24+		\$12,000.01	
Exc Award (06/30/2016, 06/30/2017, 06/30/2020)																		
122805	Kaohsiung City Ta Wan	07/22/2014	Active	26	6	0	6	30.00%	24		3			P,S,M,VP,SC	20		\$2,000.03	
Exc Award (06/30/2021)																		
139193	Kaohsiung City Tzu Ai	07/11/2019	Active	21	4	4	0	0.00%	21	4	2			P,S,T,M,VP SC	N/A			
Exc Award (06/30/2022, 06/30/2023)																		
122093	Kaohsiung Jung Hsin	05/06/2014	Active	35	7	1	6	20.69%	41	11	2			S,T,VP,SC	16		\$7,000.01	
Exc Award (06/30/2016, 06/30/2018, 06/30/2020)																		
139274	Kaohsiung Kang Ta	07/24/2019	Active	46	6	4	2	4.55%	47	2	3			S,T,M,VP,SC	12		\$13,000.12	
Exc Award (06/30/2021, 06/30/2023)																		



Club Health Assessment for District 300E 2 through April 2025

			Status	Membership							Reports					Finance	LCIF
Club Number	Club Name	Charter Date		Current Member Count	YTD Members Added	YTD Members Dropped	YTD Net Growth	YTD Net Growth%	Member Count 12 Months Ago	Avg. length of service for dropped members	Months Since Last MMR ***	Yrs. Since Last Officer Report	President Rotation	Vice President Reported ****	Months Since Last Activity Report ***	Account Balance	Donations for current Fiscal Year
			Number of times on status quo within last two years	If below 15 members appears				If net loss is greater than 20% appears			If no report in 3 months appears in	When more than one year appears in	Number of repeat terms	Notes the officers that do not have appears in an active	If no report at 12 months red		
51893	KAOHSIUNG KUAN YIN SHAN Exc Award (06/30/2017, 06/30/2018, 06/30/20	07/08/1991	Active	58	9	1	8	16.00%	57	22	4			P,T,M,VP,SC	24+		\$30,000.01
46438	KAOHSIUNG LU CHU Exc Award (06/30/2016, 06/30/2017, 06/30/20	06/27/1986	Active	56	1	0	1	1.82%	66		0			P,S,T,M,VP SC	24+		\$23,000.01
23389	LIN PIEN Exc Award (06/30/2016, 06/30/2017, 06/30/20	04/06/1972	Active	35	11	1	10	40.00%	28	2	1	1	None	P,S,T,M,VP SC	17		\$4,000.00
59962	LIN YUAN Exc Award (06/30/2017, 06/30/2018, 06/30/20	09/15/1997	Active	41	6	1	5	13.89%	40	36	4			P,S,T,M,VP SC	24+		\$9,000.00
59904	MA KUNG HARBOR Exc Award (06/30/2019, 06/30/2021, 06/30/20	08/07/1997	Active	32	4	3	1	3.23%	34	2	3			P,S,T,M,VP SC	24+		\$6,000.18
61799	NAN CHOU Exc Award (06/30/2017, 06/30/2021, 06/30/20	04/20/1999	Cancelled(8*)	0	0	15	-15	-100.00%	15	8	4	1	None	P,S,T,M,VP SC	24+	90+ Days	
23396	PENGHU HSIEN L C Exc Award (06/30/2016, 06/30/2017, 06/30/20	11/29/1965	Active	28	3	3	0	0.00%	28	6	7			P,S,T,M,VP SC	24+		\$2,000.00
104180	PENGHU HSIEN MA KUNG Exc Award (06/30/2017, 06/30/2019, 06/30/20	12/18/2008	Active	25	1	5	-4	-13.79%	29	7	0			P,T,M,VP,SC	24+		\$1,000.00
39075	PENGHU HSIEN WEST ISLAND Exc Award (06/30/2016, 06/30/2018, 06/30/20	11/05/1980	Active	31	1	0	1	3.33%	36		1			P,S,T,M,VP SC	24+		
23397	PINGTUNG Exc Award (06/30/2024)	03/10/1968	Active	36	1	8	-7	-16.28%	43	10	1			P,S,T,VP,SC	24+		\$5,000.00
101710	PINGTUNG CHANG JUNG Exc Award (06/30/2016, 06/30/2020, 06/30/20	04/09/2008	Active	28	1	1	0	0.00%	32	1	3			P,S,T,M,VP SC	24+		\$54,000.08
102033	PINGTUNG CHE CHENG Exc Award (06/30/2016, 06/30/2018, 06/30/20	05/02/2008	Active	6	7	5	2	50.00%	5	2	3			P,S,T,M,VP SC	24+		
147543	Pingtung Chiao Tien Exc Award (06/30/2022, 06/30/2024)	07/15/2021	Active	37	1	0	1	2.78%	39		3			S,T,M,VP,SC	N/A		\$1,000.01
125602	Pingtung County Chao Hsin Exc Award (06/30/2016, 06/30/2021, 06/30/20	08/11/2015	Active	20	2	1	1	5.26%	26	3	5		2	S,T,M,VP,SC	N/A		\$3,000.00
133547	Pingtung County Kuan Shan	01/03/2018	Active	25	7	0	7	38.89%	18		4			S,T,M,VP,SC	N/A		



Club Health Assessment for District 300E 2 through April 2025

			Status	Membership							Reports					Finance		LCIF
Club Number	Club Name	Charter Date		Current Member Count	YTD Members Added	YTD Members Dropped	YTD Net Growth	YTD Net Growth%	Member Count 12 Months Ago	Avg. length of service for members	Months Since Last MMR ***	Yrs. Since Last Officer Report	President Rotation	Vice President Reported ****	Months Since Last Activity Report ***	Account Balance	Donations for current Fiscal Year	
			Number of times on status quo within last two years	If below 15 members appears					If net loss is greater than 20% appears			If no report in 3 months appears in	When more than one year appears in	Number of repeat terms	Notes the officers that do not have an active	If no report at 12 months appears in red		
Exc Award (06/30/2020, 06/30/2022)																		
147566	PINGTUNG CRUISER ROIDERS	07/13/2021	Active	32	4	3	1	3.23%	32	3	3			T,M,VP	N/A		\$1,000.01	
Exc Award (06/30/2022, 06/30/2024)																		
23398	PINGTUNG DOWNTOWN	05/30/1973	Active	55	3	1	2	3.77%	55	1	2			P,S,T,M,VP SC	24+		\$41,000.03	
Exc Award (06/30/2016, 06/30/2017, 06/30/2020)																		
117733	PINGTUNG FU JUNG	08/27/2012	Active	25	5	0	5	25.00%	22		9			P,S,T,M,VP SC	N/A			
Exc Award (06/30/2018, 06/30/2021, 06/30/2024)																		
93229	PINGTUNG HSIEN A LI KANG	01/04/2006	Active	24	0	0	0	0.00%	26		10			P,S,T,M,VP SC	24+		\$3,000.07	
Exc Award (06/30/2016, 06/30/2017, 06/30/2020)																		
58001	PINGTUNG HSIEN DA PERNG WAN	03/12/1996	Cancelled(6*)	0	0	0	0	0.00%	25		9	1	None	P,S,T,M,VP SC	24+			
Exc Award (06/30/2016, 06/30/2017, 06/30/2020)																		
40671	PINGTUNG HSIEN HERNG CHUEN	12/31/1981	Active	37	5	5	0	0.00%	40	12	0			P,S,T,M,VP SC	24+		\$1,000.00	
Exc Award (06/30/2016, 06/30/2018, 06/30/2020)																		
95088	PINGTUNG HSIEN KAN TING	01/24/2006	Active	45	21	0	21	87.50%	25		6			P,T,M,VP,SC	24+		\$3,000.06	
Exc Award (06/30/2017, 06/30/2020, 06/30/2024)																		
97599	PINGTUNG HSIEN LILY	08/04/2006	Cancelled(6*)	0	0	0	0	0.00%	25		8		None	P,S,T,M,VP SC	24+			
Exc Award (06/30/2016, 06/30/2017, 06/30/2020)																		
110136	PINGTUNG HSIEN TUNG LUNG	01/18/2011	Cancelled(6*)	0	0	0	0	0.00%	23		8	1	None	P,S,T,M,VP SC	24+			
Exc Award (06/30/2017, 06/30/2019, 06/30/2020)																		
98530	PINGTUNG HSIEN WAN TAN	02/12/2007	Active	25	3	16	-13	-34.21%	41	7	1	1	None	P,S,T,M,VP SC	24+		\$3,000.00	
Exc Award (06/30/2017, 06/30/2018, 06/30/2020)																		
53479	PINGTUNG JEN SHANN MEEI	07/01/1992	Active	38	3	0	3	8.57%	39		3			P,S,T,M,VP SC	24+		\$12,000.00	
Exc Award (06/30/2016, 06/30/2017, 06/30/2020)																		
142901	PINGTUNG LIEN HSIN	09/15/2020	Cancelled(6*)	0	0	0	0	0.00%	12		9	1	None	P,S,T,M,VP SC	N/A			
Exc Award (06/30/2022, 06/30/2023)																		
40448	PINGTUNG LUCKY	10/29/1981	Active	32	2	1	1	3.23%	32	38	2			P,S,T,M,VP SC	24+		\$5,000.00	
Exc Award (06/30/2022, 06/30/2023)																		
139326	Pingtung Phoenix	07/29/2019	Active	25	5	0	5	25.00%	23		2			P,S,T,M,VP SC	N/R		\$5,000.00	
Exc Award (06/30/2024)																		



Club Health Assessment for District 300E 2 through April 2025

			Status	Membership							Reports				Finance	LCIF		
Club Number	Club Name	Charter Date		Current Member Count	YTD Members Added	YTD Members Dropped	YTD Net Growth	YTD Net Growth%	Member Count 12 Months Ago	Avg. length of service for dropped members	Months Since Last MMR ***	Yrs. Since Last Officer Report	President Rotation	Vice President Reported ****	Months Since Last Activity Report ***	Account Balance	Donations for current Fiscal Year	
			Number of times on status quo within last two years	If below 15 members appears				If net loss is greater than 20% appears			If no report in 3 months appears in	When more than one year appears in	Number of repeat terms		Notes the officers that do not have an active	If no report at 12 months appears in red		
147540	Pingtung Ping Feng Exc Award (06/30/2022)	07/13/2021	Active	36	6	1	5	16.13%	34	3	2			P,S,T,M,VP SC	N/A		\$7,000.00	
48977	PINGTUNG PING HUEI Exc Award (06/30/2021, 06/30/2023)	10/26/1988	Active	35	9	2	7	25.00%	30	11	3			P,T,M,VP,SC	13		\$22,000.00	
84140	SOUTHERN TAIWAN Exc Award (06/30/2016, 06/30/2018, 06/30/2021)	09/15/2004	Active	16	7	7	0	0.00%	16	17	0		None	P,S,T,M,VP SC	24+		\$2,000.00	
23464	TUNG KONG Exc Award (06/30/2016, 06/30/2021)	01/24/1970	Active	22	2	10	-8	-26.67%	30	19	4	1	None	P,S,T,M,VP SC	24+		\$1,000.00	

Clubs Cancelled Previous Fiscal Year – Clubs Cancelled within last 12 months may be reinstated

Club Number	Club Name	Charter Date	Current Status*	Cancellation Date
53976	KAOSIUNG CITY FENG MING	01/13/1993	Cancelled(6*)	09/29/2023
136455	Kaohsiung City Li Yu	09/20/2018	Cancelled(8*)	12/29/2023
109216	KAOSIUNG MI NUNG	09/16/2010	Cancelled(8*)	06/29/2024
49212	PINGTUNG ONE MIND	02/01/1989	Cancelled(8*)	12/29/2023

Current Total Clubs Count	YTD New Clubs Count	YTD Cancelled Clubs Count	YTD Net Club Gain	Current Total Members Count	YTD Add	YTD Drop	YTD Net Growth	YTD Net Growth %	Member Count 12 Months Ago	Average Member Count Per Club	% of Clubs with less than 20 members	% No MMR in 3 Months	% No Officer Report in 12 Months	% of Clubs with balance 90+ days	Number of Clubs in Status Quo	% Status Quo Clubs in Financial Suspension	Number of Cancelled Clubs	Average Cancelled Club Age	Members Lost Due to Cancellation	% of Clubs Cancelled for Non-Financial Reasons
56	1	5	-4	1,797	321	175	146	8.84%	1,957	32	7%	50%	5%	0%	0	0%	5	35	15	20%

* - P - Priority Club. Cancellation Reasons: 1-Objectives/conduct, 2-Non-active club, 5-Non-existing club, 6-Disbanding, 7-Merger, 8-Financial Suspension, 9-District/Multiple District Dues.

** - Abbreviation: P-President, S-Secretary, T-Treasurer, M-Member Chairperson, VP-First Vice President, MC-Communications Chairperson, SC-Service Chairperson

*** - Abbreviation: N/R - Never reported using the Lions Clubs website, N/A - Not applicable, No password registered for the Lions Clubs website.

**** - Abbreviation: N - New, IP - Immediate Past, R - Repeat.



Club Health Assessment for District 300E 3 through April 2025

			Status	Membership							Reports					Finance		LCIF
Club Number	Club Name	Charter Date		Current Member Count	YTD Members Added	YTD Members Dropped	YTD Net Growth	YTD Net Growth%	Member Count 12 Months Ago	Avg. length of service for dropped members	Months Since Last MMR ***	Yrs. Since Last Officer Report	President Rotation	Vice President Reported ****	Months Since Last Activity Report ***	Account Balance	Donations for current Fiscal Year	
			Number of times on status quo within last two years	If below 15 members appears			If net loss is greater than 20% appears			If no report in 3 months appears in		When more than one year appears in	Number of repeat terms	Notes the officers that do not have appears in an active		If no report at 12 months red		
Clubs less than two years old																		
175761	Kaohsiung Kai Shin	08/06/2024	Active	35	36	1	35	100.00%	0	0	1			S,T,M,VP,SC	N/A		\$19,000.00	
Clubs more than two years old																		
148785	Kaohsiung Abc	10/29/2021	Active	52	11	4	7	15.56%	46	3	0			S,T,M,VP,SC	1		\$17,000.00	
Exc Award (06/30/2022, 06/30/2024)																		
23378	KAOHSIUNG AI HO	05/05/1970	Active	55	3	0	3	5.77%	53		0			S,VP,SC	4		\$10,000.00	
Exc Award (06/30/2018, 06/30/2019, 06/30/20																		
48736	KAOHSIUNG AI KUO	06/23/1988	Active	27	1	3	-2	-6.90%	29	8	0			T,VP,SC	21		\$15,000.00	
Exc Award (06/30/2016, 06/30/2023, 06/30/20																		
48626	KAOHSIUNG AI MING	05/27/1988	Active	45	11	1	10	28.57%	37	3	0			S,T,VP,SC	7		\$12,999.93	
Exc Award (06/30/2016, 06/30/2017, 06/30/20																		
127300	Kaohsiung Ai Yi	04/15/2016	Active	32	7	7	0	0.00%	35	4	4			T,M,VP,SC	5		\$8,000.00	
Exc Award (06/30/2017, 06/30/2019, 06/30/20																		
130623	Kaohsiung Beautiful City	03/31/2017	Active	34	11	5	6	21.43%	31	5	0			S,T,M,VP,SC	18		\$12,999.34	
Exc Award (06/30/2018, 06/30/2020, 06/30/20																		
45190	KAOHSIUNG CHEN SIU	06/25/1985	Active	22	6	0	6	37.50%	20		8			VP,SC	13		\$1,000.00	
Exc Award (06/30/2020, 06/30/2024)																		
36748	KAOHSIUNG CHENG CHUNG	03/20/1979	Active	67	9	11	-2	-2.90%	73	5	3			P,S,T,M,VP SC	16		\$89,000.00	
Exc Award (06/30/2016, 06/30/2017, 06/30/20																		
44469	KAOHSIUNG CHENG KUNG	12/05/1984	Active	33	2	0	2	6.45%	31		9			VP	13		\$19,000.00	
Exc Award (06/30/2016, 06/30/2020, 06/30/20																		
49214	KAOHSIUNG CHENG TU	02/03/1989	Active	29	12	1	11	61.11%	20	7	1			S,T,M,VP,SC	3		\$25,999.70	
Exc Award (06/30/2016, 06/30/2021)																		
47117	KAOHSIUNG CHENG YU	03/31/1987	Active	66	6	0	6	10.00%	63		0			VP	1		\$16,000.00	
Exc Award (06/30/2018, 06/30/2021, 06/30/20																		
48126	KAOHSIUNG CHIEN HUA	02/01/1988	Active	38	6	2	4	11.76%	37	19	2			P,T,M,VP,SC	7		\$7,000.00	
Exc Award (06/30/2016, 06/30/2018, 06/30/20																		
40445	KAOHSIUNG CHIEN KUO	10/16/1981	Active	22	2	2	0	0.00%	29	2	3			S,T,VP,SC	24+		\$5,000.00	
Exc Award (06/30/2017, 06/30/2018, 06/30/20																		



Club Health Assessment for District 300E 3 through April 2025

			Status	Membership							Reports					Finance	LCIF	
Club Number	Club Name	Charter Date		Current Member Count	YTD Members Added	YTD Members Dropped	YTD Net Growth	YTD Net Growth%	Member Count 12 Months Ago	Avg. length of service for dropped members	Months Since Last MMR ***	Yrs. Since Last Officer Report	President Rotation	Vice President Reported ****	Months Since Last Activity Report ***	Account Balance	Donations for current Fiscal Year	
			Number of times on status quo within last two years	If below 15 members appears					If net loss is greater than 20% appears			If no report in 3 months appears in	When more than one year appears in	Number of repeat terms	Notes the officers that do not have an active	If no report at 12 months appears in red		
51029	KAOHSIUNG CHIEN LI	10/25/1990	Active	38	7	10	-3	-7.32%	53	3	4			P,S,T,M,VP SC	24+		\$6,000.00	
Exc Award (06/30/2018, 06/30/2019, 06/30/20																		
49175	KAOHSIUNG CHUNG MING	01/24/1989	Active	32	3	0	3	10.34%	32		7			S,T,M,VP,SC	4		\$12,000.00	
Exc Award (06/30/2016, 06/30/2018, 06/30/20																		
48737	KAOHSIUNG DER GUANG	06/23/1988	Active	28	3	1	2	7.69%	26	36	9			P,T,M,VP	24+		\$40,000.00	
Exc Award (06/30/2016, 06/30/2017, 06/30/20																		
95118	KAOHSIUNG DOME	01/30/2006	Active	33	18	10	8	32.00%	27	7	0			S,T,M,VP,SC	24+		\$1,000.00	
Exc Award (06/30/2019, 06/30/2023, 06/30/20																		
61072	KAOHSIUNG ER SHENG	08/04/1998	Active	25	4	2	2	8.70%	23	3	1			P,S,T,M,VP SC	24+		\$10,000.00	
Exc Award (06/30/2018, 06/30/2020)																		
120792	Kaohsiung Excellent Leaders	11/21/2013	Active	32	7	2	5	18.52%	36	1	3			S,VP,SC	16		\$5,000.00	
Exc Award (06/30/2016, 06/30/2017, 06/30/20																		
61914	KAOHSIUNG FORMOSA	05/13/1999	Active	30	11	1	10	50.00%	21	2	5			P,S,T,M,VP SC	24+		\$5,000.00	
Exc Award (06/30/2017, 06/30/2020, 06/30/20																		
50663	KAOHSIUNG GWO MIIN	06/04/1990	Active	14	0	0	0	0.00%	15		10			P,S,T,M,VP SC	24+		\$4,000.00	
Exc Award (06/30/2017, 06/30/2022)																		
112038	KAOHSIUNG HAI YUN	08/12/2011	Active	31	3	1	2	6.90%	30	1	3			P,S,T,M,VP SC	12		\$7,000.00	
Exc Award (06/30/2016, 06/30/2017, 06/30/20																		
67519	KAOHSIUNG HER BIAN	03/31/2003	Active	35	9	1	8	29.63%	29	1	2			M,VP	4		\$72,991.73	
Exc Award (06/30/2017, 06/30/2023, 06/30/20																		
106441	KAOHSIUNG HERMES	08/28/2009	Active	42	7	4	3	7.69%	42	15	0			M,VP,SC	17		\$11,000.00	
Exc Award (06/30/2017, 06/30/2020, 06/30/20																		
110040	KAOHSIUNG HO MEI	01/06/2011	Cancelled(6*)	0	0	0	0	0.00%	23		8	1	None	P,S,T,M,VP SC	24+			
Exc Award (06/30/2016, 06/30/2020, 06/30/20																		
23380	KAOHSIUNG HOST	02/24/1959	Active	36	4	3	1	2.86%	37	7	0			T,VP	24+		\$22,000.06	
Exc Award (06/30/2018, 06/30/2021, 06/30/20																		
89230	KAOHSIUNG HSIN CHIANG WEI	09/07/2005	Active	28	6	0	6	27.27%	28		2			S,T,M,VP,SC	17		\$7,000.00	
Exc Award (06/30/2016, 06/30/2017, 06/30/20																		
117450	KAOHSIUNG HSIUNG TA	07/24/2012	Active	40	15	0	15	60.00%	27		4			T,VP,SC	4		\$8,000.00	




Club Health Assessment for District 300E 3 through April 2025

			Status	Membership							Reports					Finance	LCIF	
Club Number	Club Name	Charter Date		Current Member Count	YTD Members Added	YTD Members Dropped	YTD Net Growth	YTD Net Growth%	Member Count 12 Months Ago	Avg. length of service for dropped members	Months Since Last MMR ***	Yrs. Since Last Officer Report	President Rotation	Vice President Reported ****	Months Since Last Activity Report ***	Account Balance	Donations for current Fiscal Year	
			Number of times on status quo within last two years	If below 15 members appears					If net loss is greater than 20% appears			If no report in 3 months appears in	When more than one year appears in	Number of repeat terms	Notes the officers that do not have an active	If no report at 12 months appears in red		
Exc Award (06/30/2016, 06/30/2019, 06/30/2020) 57305 KAOHSIUNG HUA WAN 08/28/1995			Active	26	2	2	0	0.00%	33	10	2			S,M,VP	1		\$17,000.00	
Exc Award (06/30/2019, 06/30/2022) 100078 KAOHSIUNG HUI HSIN 08/24/2007			Active	22	5	0	5	29.41%	22		8			S,T,M,VP,SC	1		\$13,000.00	
Exc Award (06/30/2016, 06/30/2018, 06/30/2020) 58604 KAOHSIUNG HUNG TEH 07/25/1996			Active	31	6	1	5	19.23%	28	0	4			P,S,T,M,VP SC	24+		\$18,000.00	
Exc Award (06/30/2016, 06/30/2020, 06/30/2022) 99445 KAOHSIUNG HWA NAH 05/21/2007			Active	39	16	2	14	56.00%	27	1	0			S,T,VP,SC	24+		\$13,999.76	
Exc Award (06/30/2017, 06/30/2020, 06/30/2022) 42859 KAOHSIUNG JEU-GUANG 06/20/1983			Active	52	7	7	0	0.00%	55	3	2			S,T,VP	0		\$25,000.00	
Exc Award (06/30/2017, 06/30/2022, 06/30/2024) 48442 KAOHSIUNG KUO GUANG 04/11/1988			Active	38	1	2	-1	-2.56%	39	29	1			VP,SC	24+		\$13,000.00	
Exc Award (06/30/2018, 06/30/2021, 06/30/2024) 52205 KAOHSIUNG KUO HWA 12/02/1991			Active	37	2	1	1	2.78%	37	2	4			S,M,VP	13		\$4,000.00	
Exc Award (06/30/2016, 06/30/2019, 06/30/2020) 123240 Kaohsiung Li Yu 09/30/2014			Active	13	2	2	0	0.00%	20	1	8		2	P,T,M,VP,SC	N/A		\$2,000.00	
Exc Award (06/30/2016, 06/30/2020, 06/30/2024) 63429 KAOHSIUNG LILY 07/01/2000			Active	55	3	8	-5	-8.33%	64	6	1			T,M,VP	1		\$20,000.16	
Exc Award (06/30/2016, 06/30/2018, 06/30/2020) 84006 KAOHSIUNG LOTUS 08/04/2004			Active	29	4	0	4	16.00%	25		0			S,T,M,VP,SC	24+		\$10,000.00	
Exc Award (06/30/2016, 06/30/2017, 06/30/2020) 45014 KAOHSIUNG LOVE HEART 05/30/1985			Active	59	7	3	4	7.27%	59	17	0			S,T,M,VP	17		\$18,000.06	
Exc Award (06/30/2016, 06/30/2020, 06/30/2024) 29599 KAOHSIUNG METROPOLITAN 06/07/1974			Active	29	1	0	1	3.57%	30		9			P,S,M,VP,SC	24+		\$4,000.00	
Exc Award (06/30/2019, 06/30/2024) 57236 KAOHSIUNG MING DER 07/17/1995			Active	27	2	2	0	0.00%	32	18	3			S,M,VP,SC	17			
Exc Award (06/30/2016, 06/30/2017, 06/30/2020) 48083 KAOHSIUNG NAN FENG 01/28/1988			Active	23	4	0	4	21.05%	20		1			S,T,M,VP,SC	3		\$7,000.00	
Exc Award (06/30/2016, 06/30/2018, 06/30/2020)																		



Club Health Assessment for District 300E 3 through April 2025

			Status	Membership							Reports					Finance	LCIF
Club Number	Club Name	Charter Date		Current Member Count	YTD Members Added	YTD Members Dropped	YTD Net Growth	YTD Net Growth%	Member Count 12 Months Ago	Avg. length of service for dropped members	Months Since Last MMR ***	Yrs. Since Last Officer Report	President Rotation	Vice President Reported ****	Months Since Last Activity Report ***	Account Balance	Donations for current Fiscal Year
			Number of times on status quo within last two years	If below 15 members appears				If net loss is greater than 20% appears			If no report in 3 months appears in	When more than one year appears in	Number of repeat terms	Notes the officers that do not have an active	If no report at 12 months appears in red		
45191	KAOHSIUNG NAN KUANG	06/25/1985	Active	31	4	1	3	10.71%	29	2	3			P,S,T,M,VP SC	24+		\$2,000.00
	Exc Award (06/30/2020, 06/30/2023, 06/30/2024)																
104889	KAOHSIUNG NAN MEI	03/04/2009	Active	18	4	2	2	12.50%	20	1	0			S,VP	4		\$4,000.00
	Exc Award (06/30/2018, 06/30/2021)																
67520	KAOHSIUNG NAN SHENG	03/31/2003	Active	26	6	3	3	13.04%	26	2	5			VP	6		\$6,000.00
	Exc Award (06/30/2017, 06/30/2020, 06/30/2024)																
23382	KAOHSIUNG NORTH	05/02/1970	Active	47	5	0	5	11.90%	44		0			S,T,M,VP,SC	1		\$8,000.00
	Exc Award (06/30/2018, 06/30/2020, 06/30/2024)																
84005	KAOHSIUNG OCEAN	08/04/2004	Active	33	6	2	4	13.79%	29	19	0	1	None	P,S,T,M,VP SC	24+		\$13,000.00
	Exc Award (06/30/2020, 06/30/2024)																
53733	KAOHSIUNG PA TEH	10/14/1992	Active	24	3	2	1	4.35%	30	15	7			T,M,VP	4		\$2,000.00
	Exc Award (06/30/2016, 06/30/2020, 06/30/2024)																
40447	KAOHSIUNG PEACE	10/16/1981	Active	20	5	0	5	33.33%	15		0			P,S,T,M,VP SC	24+		\$2,000.00
	Exc Award (06/30/2019)																
48738	KAOHSIUNG PI TAO	06/23/1988	Active	36	3	0	3	9.09%	34		5			P,S,T,M,VP SC	19		\$19,000.00
	Exc Award (06/30/2017, 06/30/2018, 06/30/2024)																
55416	KAOHSIUNG SHIH WEI	03/16/1994	Active	19	3	5	-2	-9.52%	22	4	9			P,T,M,VP,SC	16		\$2,000.00
	Exc Award (06/30/2018, 06/30/2021, 06/30/2024)																
37266	KAOHSIUNG SHIN HSING	06/21/1979	Active	25	6	0	6	31.58%	21		8			P,S,M,VP	24		\$5,000.00
	Exc Award (06/30/2021)																
23383	KAOHSIUNG SHOU SHAN	05/15/1968	Active	38	6	5	1	2.70%	37	3	0			S,M,VP,SC	5		\$9,000.00
	Exc Award (06/30/2016, 06/30/2018, 06/30/2024)																
55001	KAOHSIUNG SHOU TU	10/26/1993	Active	20	3	0	3	17.65%	21		0			P,S,T,M,VP SC	12		\$3,000.00
	Exc Award (06/30/2016, 06/30/2017, 06/30/2024)																
23384	KAOHSIUNG SOUTH	05/02/1970	Active	22	1	0	1	4.76%	23		0			S,T,M,VP,SC	24+		\$4,000.00
	Exc Award (06/30/2020, 06/30/2023)																
32386	KAOHSIUNG SPRING AUTUMN	06/15/1976	Active	25	2	3	-1	-3.85%	26	4	8			S,T,M,VP,SC	6		\$10,000.00
	Exc Award (06/30/2016, 06/30/2017, 06/30/2024)																
59670	KAOHSIUNG TA CHENG	06/11/1997	Active	29	1	2	-1	-3.33%	30	6	1			S,T,M,VP,SC	24+		\$6,000.00



Club Health Assessment for District 300E 3 through April 2025

			Status	Membership							Reports					Finance	LCIF
Club Number	Club Name	Charter Date		Current Member Count	YTD Members Added	YTD Members Dropped	YTD Net Growth	YTD Net Growth%	Member Count 12 Months Ago	Avg. length of service for dropped members	Months Since Last MMR ***	Yrs. Since Last Officer Report	President Rotation	Vice President Reported ****	Months Since Last Activity Report ***	Account Balance	Donations for current Fiscal Year
			Number of times on status quo within last two years	If below 15 members appears			If net loss is greater than 20% appears				If no report in 3 months appears in	When more than one year appears in	Number of repeat terms	Notes the officers that do not have an active	If no report at 12 months appears in red		
Exc Award (06/30/2017, 06/30/2021, 06/30/2022)			Active	23	4	0	4	21.05%	21		2			P,S,T,M,VP SC	15		\$2,000.00
39915 KAOHSIUNG TA TUNG 05/08/1981																	
Exc Award (06/30/2017)			Active	26	5	0	5	23.81%	25		0			S,T,M,VP,SC	24+		\$3,000.00
45192 KAOHSIUNG TALI 06/25/1985																	
Exc Award (06/30/2020)			Active	41	5	3	2	5.13%	40	1	4			S,T,M,VP,SC	15		\$19,000.00
66617 KAOHSIUNG TSAI SHAN 09/16/2002																	
Exc Award (06/30/2018, 06/30/2021, 06/30/2022)			Active	26	5	0	5	23.81%	29		0			S,T,M,VP,SC	3		\$14,000.00
97538 KAOHSIUNG WEI HSIN 07/18/2006																	
Exc Award (06/30/2018, 06/30/2020, 06/30/2022)			Active	23	3	0	3	15.00%	25		0			S,T,M,VP,SC	3		\$1,000.00
53192 KAOHSIUNG YU HSIN 05/28/1992																	
Exc Award (06/30/2020, 06/30/2022)			Active	35	6	1	5	16.67%	32	1	1			VP	N/A		\$15,000.00
128516 Kaohsiung Yu Shan 08/09/2016																	
Exc Award (06/30/2018, 06/30/2021, 06/30/2022)			Active	16	5	2	3	23.08%	19	1	0			T,VP	3		\$4,000.00
106941 KAOHSIUNG YUAN HSIN 12/01/2009																	
Exc Award (06/30/2016, 06/30/2018, 06/30/2022)			Active	25	0	0	0	0.00%	25		11			P,S,T,M,VP SC	24+		\$10,999.20
50590 KAOHSIUNG ZI SHIN 05/21/1990																	
Exc Award (06/30/2016, 06/30/2020, 06/30/2022)																	

Clubs Cancelled Previous Fiscal Year – Clubs Cancelled within last 12 months may be reinstated

Club Number	Club Name	Charter Date	Current Status*	Cancellation Date
120128	Kaohsiung Planet	08/08/2013	Cancelled(6*)	04/29/2024
139780	Kaohsiung Silver Ring	09/12/2019	Cancelled(8*)	12/29/2023

Current Total Clubs Count	YTD New Clubs Count	YTD Cancelled Clubs Count	YTD Net Club Gain	Current Total Members Count	YTD Add	YTD Drop	YTD Net Growth	YTD Net Growth %	Member Count 12 Months Ago	Average Member Count Per Club	% of Clubs with less than 20 members	% No MMR in 3 Months	% No Officer Report in 12 Months	% of Clubs with balance 90+ days	Number of Clubs in Status Quo	% Status Quo Clubs in Financial Suspension	Number of Cancelled Clubs	Average Cancelled Club Age	Members Lost Due to Cancellation	% of Clubs Cancelled for Non-Financial Reasons
65	1	1	0	2,109	373	133	240	12.84%	2,067	32	8%	43%	2%	0%	0	0%	1	28	0	0%



Club Health Assessment for District 300E 3 through April 2025

			Status	Membership						Reports					Finance	LCIF	
Club Number	Club Name	Charter Date		Current Member Count	YTD Members Added	YTD Members Dropped	YTD Net Growth	YTD Net Growth%	Member Count 12 Months Ago	Avg. length of service for dropped members	Months Since Last MMR ***	Yrs. Since Last Officer Report	President Rotation	Vice President Reported ****	Months Since Last Activity Report ***	Account Balance	Donations for current Fiscal Year
			Number of times on status quo within last two years	If below 15 members appears				If net loss is greater than 20% appears			If no report in 3 months appears in	When more than one year appears in	Number of repeat terms	Notes the officers that do not have an active	If no report at 12 months appears in red		

* - P - Priority Club. Cancellation Reasons: 1-Objectives/conduct, 2-Non-active club, 5-Non-existing club, 6-Disbanding, 7-Merger, 8-Financial Suspension, 9-District/Multiple District Dues.

** - Abbreviation: P-President, S-Secretary, T-Treasurer, M-Member Chairperson, VP-First Vice President, MC-Communications Chairperson, SC-Service Chairperson

*** - Abbreviation: N/R - Never reported using the Lions Clubs website, N/A - Not applicable, No password registered for the Lions Clubs website.

**** - Abbreviation: N - New, IP - Immediate Past, R - Repeat.




Club Health Assessment for District 300E 5 through April 2025

			Status	Membership							Reports					Finance		LCIF
Club Number	Club Name	Charter Date		Current Member Count	YTD Members Added	YTD Members Dropped	YTD Net Growth	YTD Net Growth%	Member Count 12 Months Ago	Avg. length of service for dropped members	Months Since Last MMR ***	Yrs. Since Last Officer Report	President Rotation	Vice President Reported ****	Months Since Last Activity Report ***	Account Balance	Donations for current Fiscal Year	
			Number of times on status quo within last two years	If below 15 members appears				If net loss is greater than 20% appears			If no report in 3 months appears in	When more than one year appears in	Number of repeat terms	Notes the officers that do not have an active	If no report at 12 months appears in red			
Clubs less than two years old																		
177236	Kaohsiung En Yu	08/14/2024	Active	23	31	8	23	100.00%	0	0	4			S,T,M,VP,SC	N/A		\$2,331.00	
157990	Kaohsiung Encounter	05/07/2024	Active	32	16	4	12	60.00%	0	0	3			N	P,S,T,M,VP SC	7	\$3,732.98	
Exc Award (06/30/2024)																		
Clubs more than two years old																		
39822	KAOHSIUNG CHANG CHEN	04/28/1981	Active	40	0	0	0	0.00%	45		10			N	S,T,M,VP,SC	24+	\$39.99	
Exc Award (06/30/2016, 06/30/2017, 06/30/20																		
140306	Kaohsiung Chang Hung	11/18/2019	Active	20	6	3	3	17.65%	23	4	4				S,T,M,VP,SC	N/R	\$222.99	
Exc Award (06/30/2020, 06/30/2021, 06/30/20																		
33895	KAOHSIUNG CHARITY	05/19/1977	Active	23	6	0	6	35.29%	19		0			N	M,VP,SC	24+	\$3,022.99	
Exc Award (06/30/2016, 06/30/2018, 06/30/20																		
48862	KAOHSIUNG CHENG MEI	08/16/1988	Active	30	6	0	6	25.00%	29		5				S,M,VP,SC	5	\$11,025.03	
Exc Award (06/30/2016, 06/30/2018, 06/30/20																		
39450	KAOHSIUNG CHIN LUON	02/05/1981	Active	41	0	0	0	0.00%	47		5			N	S,T,M,VP,SC	24+	\$7,040.99	
Exc Award (06/30/2016, 06/30/2019, 06/30/20																		
56240	KAOHSIUNG CHUNG CHEN	11/15/1994	Active	18	3	0	3	20.00%	18		2				P,T,M,VP,SC	24+	\$2,015.01	
Exc Award (06/30/2016, 06/30/2017, 06/30/20																		
32171	KAOHSIUNG CHUNG CHENG	04/30/1976	Active	24	5	2	3	14.29%	22	2	2				S,T,M,VP,SC	24+	\$22.99	
Exc Award (06/30/2017, 06/30/2019, 06/30/20																		
40446	KAOHSIUNG CHUNG HSIAO	10/29/1981	Active	30	4	1	3	11.11%	29	1	4				S,M,VP,SC	24+	\$4,029.99	
Exc Award (06/30/2020, 06/30/2024)																		
54220	KAOHSIUNG CHUNG HUA	03/11/1993	Active	61	38	1	37	154.17%	25	5	0				S,T,M,VP,SC	24+	\$31.00	
Exc Award (06/30/2019, 06/30/2020, 06/30/20																		
34989	KAOHSIUNG CHUNG SHAN L C	01/16/1978	Active	28	8	2	6	27.27%	27	25	1		None		P,S,T,M,VP SC	24+	\$16,026.99	
Exc Award (06/30/2016, 06/30/2020)																		
49176	KAOHSIUNG CHUNG YI	01/27/1989	Active	27	3	0	3	12.50%	29		1			N	M,VP,SC	24+	\$7,026.01	
Exc Award (06/30/2017, 06/30/2018, 06/30/20																		
48988	KAOHSIUNG CHUNG YUAN	10/31/1988	Active	28	8	2	6	27.27%	23	1	2				S,T,M,VP,SC	13	\$4,026.99	
Exc Award (06/30/2016, 06/30/2017, 06/30/20																		



Club Health Assessment for District 300E 5 through April 2025

			Status	Membership							Reports					Finance	LCIF
Club Number	Club Name	Charter Date		Current Member Count	YTD Members Added	YTD Members Dropped	YTD Net Growth	YTD Net Growth%	Member Count 12 Months Ago	Avg. length of service for dropped members	Months Since Last MMR ***	Yrs. Since Last Officer Report	President Rotation	Vice President Reported ****	Months Since Last Activity Report ***	Account Balance	Donations for current Fiscal Year
			Number of times on status quo within last two years	If below 15 members appears				If net loss is greater than 20% appears			If no report in 3 months appears in	When more than one year appears in	Number of repeat terms	Notes the officers that do not have appears in an active	If no report at 12 months red		
63732	KAOHSIUNG DAY JONG	11/29/2000	Active	52	4	1	3	6.12%	49	7	0			N	S,T,M,VP,SC	24+	\$1,050.01
	Exc Award (06/30/2016, 06/30/2017, 06/30/20																
129484	Kaohsiung Dominic	12/01/2016	Active	15	0	0	0	0.00%	20		5			N	S,T,M,VP,SC	N/A	\$15.01
	Exc Award (06/30/2020)																
23381	KAOHSIUNG DOWNTOWN	01/25/1964	Active	48	1	0	1	2.13%	48		9			N	SC	24+	\$8,047.99
	Exc Award (06/30/2016, 06/30/2022)																
31283	KAOHSIUNG EAST	10/06/1975	Active	72	2	9	-7	-8.86%	72	11	0			N	M,VP,SC	24+	\$10,070.01
	Exc Award (06/30/2016, 06/30/2017, 06/30/20																
99539	KAOHSIUNG ELITE	06/05/2007	Active	20	1	3	-2	-9.09%	28	12	2			N	T,M,VP,SC	5	\$22.01
	Exc Award (06/30/2021, 06/30/2024)																
129797	Kaohsiung Flying Alliance	01/19/2017	Active	21	6	0	6	40.00%	18		1				S,M,VP,SC	24+	\$15.01
	Exc Award (06/30/2021)																
52935	KAOHSIUNG FRIENDSHIP	04/17/1992	Active	29	2	0	2	7.41%	31		6			N	S,M,SC	7	\$5,028.00
	Exc Award (06/30/2016, 06/30/2020, 06/30/20																
50850	KAOHSIUNG FUH SHING	07/03/1990	Active	48	2	0	2	4.35%	41		3			N	S,T,M,VP,SC	24+	\$19,339.99
	Exc Award (06/30/2016, 06/30/2019, 06/30/20																
148592	Kaohsiung Gao Shi Da	10/13/2021	Active	28	7	12	-5	-15.15%	30	2	0				S,T,M,VP,SC	N/R	\$26.02
	Exc Award (06/30/2022, 06/30/2024)																
110064	KAOHSIUNG GOLDEN PHOENIX	01/06/2011	Active	23	7	2	5	27.78%	23	4	0			N	S,T,M,VP,SC	24+	\$2,021.00
	Exc Award (06/30/2022, 06/30/2023, 06/30/20																
32252	KAOHSIUNG HARBOR	05/07/1976	Active	20	1	3	-2	-9.09%	27	30	3				T,VP,SC	24+	\$10,022.01
	Exc Award (06/30/2016, 06/30/2017, 06/30/20																
118305	KAOHSIUNG HSIN CHUAN MEI	11/13/2012	Active	18	12	2	10	125.00%	18	0	3				S,T,VP,SC	5	\$19.02
	Exc Award (06/30/2016)																
127694	Kaohsiung Hua Lun	05/23/2016	Active	23	9	5	4	21.05%	20	3	1				P,M,VP,SC	N/A	\$2,026.99
	Exc Award (06/30/2017, 06/30/2021)																
47726	KAOHSIUNG HUA NAN	09/21/1987	Active	37	5	1	4	12.12%	30	1	6			N	S,T,M,VP,SC	5	\$31,032.98
	Exc Award (06/30/2016, 06/30/2020, 06/30/20																
99954	KAOHSIUNG HUANG KUAN	07/26/2007	Active	30	10	1	9	42.86%	31	6	1			N	T,M,VP,SC	24+	\$3,021.00



Club Health Assessment for District 300E 5 through April 2025

			Status	Membership							Reports					Finance	LCIF	
Club Number	Club Name	Charter Date		Current Member Count	YTD Members Added	YTD Members Dropped	YTD Net Growth	YTD Net Growth%	Member Count 12 Months Ago	Avg. length of service for dropped members	Months Since Last MMR ***	Yrs. Since Last Officer Report	President Rotation	Vice President Reported ****	Months Since Last Activity Report ***	Account Balance	Donations for current Fiscal Year	
			Number of times on status quo within last two years	If below 15 members appears					If net loss is greater than 20% appears			If no report in 3 months appears in	When more than one year appears in	Number of repeat terms	Notes the officers that do not have an active	If no report at 12 months appears in red		
Exc Award (06/30/2016, 06/30/2017, 06/30/2021)																		
123909	Kaohsiung Intercontinental Network Glory	01/06/2015	Active	28	7	1	6	27.27%	24	5	1			S,T,VP,SC	24+		\$10,029.01	
Exc Award (06/30/2021, 06/30/2024)																		
46520	KAOHSIUNG KANG TU	08/19/1986	Active	28	11	2	9	47.37%	19	1	3			S,T,M,VP,SC	24+		\$3,018.01	
Exc Award (06/30/2016, 06/30/2017, 06/30/2021)																		
84755	KAOHSIUNG KAO KE TA	01/25/2005	Active	49	1	9	-8	-14.04%	57	7	4			T,M,VP,SC	5		\$3,047.99	
Exc Award (06/30/2016, 06/30/2017, 06/30/2021)																		
42102	KAOHSIUNG KUANG MING	12/29/1982	Active	46	0	0	0	0.00%	53		5			N S,T,M,VP,SC	24+		\$46.01	
Exc Award (06/30/2016, 06/30/2017, 06/30/2021)																		
66494	KAOHSIUNG LI TOU	07/24/2002	Active	23	5	1	4	21.05%	26	15	2			N P,S,T,M,VP SC	24+		\$3,022.01	
Exc Award (06/30/2016, 06/30/2018, 06/30/2021)																		
48681	KAOHSIUNG MING FENG	06/09/1988	Active	43	8	1	7	19.44%	45	2	2			N S,T,VP,SC	24+		\$3,038.00	
Exc Award (06/30/2016, 06/30/2019, 06/30/2021)																		
112037	KAOHSIUNG MING YANG	08/08/2011	Active	23	4	1	3	15.00%	22	12	3			S,M,VP,SC	24+		\$17.00	
Exc Award (06/30/2023, 06/30/2024)																		
54555	KAOHSIUNG MU MEN	06/03/1993	Active	23	8	0	8	53.33%	19		8			S,T,VP,SC	14		\$10,022.99	
Exc Award (06/30/2016, 06/30/2017, 06/30/2021)																		
54550	KAOHSIUNG NEW KAOHSIUNG	06/01/1993	Active	34	2	0	2	6.25%	33		9			N T,SC	24+		\$2,033.99	
Exc Award (06/30/2016, 06/30/2017, 06/30/2021)																		
147598	Kaohsiung Pao Ann	07/15/2021	Active	22	12	0	12	120.00%	16		3		None	P,S,T,M,VP SC	N/A		\$14,521.00	
Exc Award (06/30/2023)																		
135996	Kaohsiung PK Happy	07/23/2018	Active	65	10	0	10	18.18%	55		0			N VP,SC	N/A		\$1,056.00	
Exc Award (06/30/2019, 06/30/2022, 06/30/2024)																		
39742	KAOHSIUNG PO AY	04/13/1981	Active	40	3	5	-2	-4.76%	36	16	5			N M,VP,SC	13		\$5,033.99	
Exc Award (06/30/2016, 06/30/2018, 06/30/2021)																		
41569	KAOHSIUNG PORT	06/25/1982	Active	49	4	0	4	8.89%	48		4			N S,T,M,VP,SC	22		\$3,049.00	
Exc Award (06/30/2017, 06/30/2019, 06/30/2021)																		
53112	KAOHSIUNG SHIN SHIN	05/19/1992	Active	24	2	1	1	4.35%	35	1	2			S,M,VP,SC	24+		\$1,022.99	
Exc Award (06/30/2016, 06/30/2017, 06/30/2021)																		



Club Health Assessment for District 300E 5 through April 2025

			Status	Membership							Reports					Finance		LCIF
Club Number	Club Name	Charter Date		Current Member Count	YTD Members Added	YTD Members Dropped	YTD Net Growth	YTD Net Growth%	Member Count 12 Months Ago	Avg. length of service for dropped members	Months Since Last MMR ***	Yrs. Since Last Officer Report	President Rotation	Vice President Reported ****	Months Since Last Activity Report ***	Account Balance	Donations for current Fiscal Year	
			Number of times on status quo within last two years	If below 15 members appears				If net loss is greater than 20% appears			If no report in 3 months appears in	When more than one year appears in	Number of repeat terms	Notes the officers that do not have an active	If no report at 12 months appears in red			
41212	KAOHSIUNG SHINN YIH Exc Award (06/30/2018, 06/30/2020, 06/30/2021)	04/23/1982	Active	43	13	1	12	38.71%	38	48	0			N	S,M,VP,SC	4	\$12,036.99	
152583	Kaohsiung Spring Autumn Pavilion	09/14/2022	Active	25	17	5	12	92.31%	16	2	4		None		P,S,T,M,VP,SC	N/A	\$29.99	
63517	KAOHSIUNG SUPER STAR Exc Award (06/30/2018, 06/30/2021, 06/30/2022)	08/11/2000	Active	22	9	0	9	69.23%	20		5			N	S,T,M,VP,SC	24+	\$1,019.02	
140427	Kaohsiung Taipei Tech Exc Award (06/30/2022)	12/10/2019	Active	18	1	1	0	0.00%	18	5	1			N	T,VP,SC	N/A	\$18.01	
60735	KAOHSIUNG TUNG HSIN Exc Award (06/30/2016, 06/30/2017, 06/30/2021)	05/08/1998	Active	21	4	2	2	10.53%	21	6	4			N	S,T,VP,SC	24+	\$5,019.02	
131146	Kaohsiung United Charities Exc Award (06/30/2020, 06/30/2021)	06/02/2017	Active	26	6	0	6	30.00%	24		2				P,S,M,VP,SC	N/A	\$25.01	
47118	KAOHSIUNG VICTORY Exc Award (06/30/2016, 06/30/2019, 06/30/2021)	03/31/1987	Active	23	3	3	0	0.00%	24	2	0			N	S,T,M,VP,SC	24+	\$2,025.01	
45015	KAOHSIUNG WEN HUA Exc Award (06/30/2016, 06/30/2020, 06/30/2021)	05/30/1985	Active	25	5	3	2	8.70%	24	4	4			N	S,T,M,VP,SC	24+	\$1,024.00	
45193	KAOHSIUNG WU FU Exc Award (06/30/2017, 06/30/2019, 06/30/2021)	06/25/1985	Active	31	1	0	1	3.33%	33		4			N	VP,SC	14	\$3,031.00	
57237	KAOHSIUNG YI HSIN Exc Award (06/30/2016, 06/30/2017, 06/30/2021)	07/12/1995	Active	27	3	1	2	8.00%	33	1	1			N	T,VP,SC	24+	\$2,025.01	
152849	Kaohsiung Zhen Hai Exc Award (06/30/2023, 06/30/2024)	11/04/2022	Active	39	11	12	-1	-2.50%	40	2	4				S,T,VP,SC	5	\$1,039.01	

Clubs Cancelled Previous Fiscal Year – Clubs Cancelled within last 12 months may be reinstated

Club Number	Club Name	Charter Date	Current Status*	Cancellation Date
23379	KAOHSIUNG CENTRAL	11/21/1972	Cancelled(6*)	08/29/2023



Club Health Assessment for District 300E 5 through April 2025

				Status		Membership							Reports					Finance		LCIF	
Club Number	Club Name	Charter Date																			

* - P - Priority Club. Cancellation Reasons: 1-Objectives/conduct, 2-Non-active club, 5-Non-existing club, 6-Disbanding, 7-Merger, 8-Financial Suspension, 9-District/Multiple District Dues.

** - Abbreviation: P-President, S-Secretary, T-Treasurer, M-Member Chairperson, VP-First Vice President, MC-Communications Chairperson, SC-Service Chairperson

*** - Abbreviation: N/R - Never reported using the Lions Clubs website, N/A - Not applicable, No password registered for the Lions Clubs website.

**** - Abbreviation: N - New, IP - Immediate Past, R - Repeat.